



Clintonville Police Department

35 S. CLINTON AVENUE, CLINTONVILLE WI 54929

Phone (715) 823-3117 Fax (715) 823-1321 www.clintonvillewi.gov

Craig A. Freitag
Chief of Police

Dennis L. Schroeder
Captain

03/24/2025

Body cameras/ Squad Video Cameras.
Finance Committee

In the 2025 CIP budget, the police department has budgeted for body cameras/squad car cameras.

Currently we do not have body worn cameras for our officers. We currently have squad cameras that are nearing their life cycle.

I have budgeted \$55,000 for this project through the capital budget. All three companies have subscription fees/contracts that cost money each year. This price will go into the police operating budget each year. This pays for the cloud storage service, program redaction

Both companies were able to work with us to get what we needed within our budget. I am recommending the quote from Motorola Solutions in the amount of \$55,000. This will include all new body cams in year 3 of the 5-year contract.

Sincerely,
Chief Craig A. Freitag



QUOTE-2865746
 CPD (5) M500 (15) V700 VaaS ELC

Billing Address:
 CLINTONVILLE POLICE DEPT,
 CITY OF
 35 S CLINTON AVE
 CLINTONVILLE, WI 54929
 US

Shipping Address:
 NORTHWAY COMMUNICATIONS
 INC
 105 E OAK ST
 WAUSAU, WI 54401
 US

Quote Date:02/19/2025
 Expiration Date:05/30/2025
 Quote Created By:
 Nathan Kinsey
 Nate.Kinsey@
 motorolasolutions.com

End Customer:
 CLINTONVILLE POLICE DEPT, CITY OF
 Craig Freitag
 CFreitag@clintonvillewi.gov

Payment Terms:30 NET

Summary:

Any sales transaction resulting from Motorola's quote is based on and subject to the applicable Motorola Standard Terms and Conditions, notwithstanding terms and conditions on purchase orders or other Customer ordering documents. Motorola Standard Terms and Conditions are found at www.motorolasolutions.com/product-terms.

Line #	Item Number	Description	Qty	Term	Sale Price	Ext. Sale Price	Refresh Duration
Video as a Service							
1	AAS-M5-BWC-5YR	M500 IN-CAR SYSTEM WITH BODY WORN CAMERA AND VIDEO MANAGER EL CLOUD - 5 YEARS VIDEO-AS-A-SERVICE*	5	5 YEAR	\$11,098.90	\$55,494.50	
2	PSV00S03898A	ON-SITE DEPLOYMENT, CONFIGURATION AND PROJECT MANAGEMENT	1		\$13,154.25	\$13,154.25	
3	WGC02002-VAAS	VIDEOMANAGER EL CLOUD, ANNUAL UNLIMITED STORAGE PER IN-CAR VIDEO SYSTEM WITH 2 CAMERAS VAAS*	5	5 YEAR	Included	Included	
4	WGB-0703A	M500 ICV SYSTEM, V300 WIFI DOCK*	5		Included	Included	
5	WGW00502	M500 EXTENDED WARRANTY	5	5 YEAR	Included	Included	
6	WGB-0189A	MTIK CONF KIT,802.11AC,M500POE,5G HZANT	5		Included	Included	



Any sales transaction following Motorola's quote is based on and subject to the terms and conditions of the valid and executed written contract between Customer and Motorola (the "Underlying Agreement") that authorizes Customer to purchase equipment and/or services or license software (collectively "Products"). If no Underlying Agreement exists between Motorola and Customer, then Motorola's Standard Terms of Use and Motorola's Standard Terms and Conditions of Sales and Supply shall govern the purchase of the Products.
 Motorola Solutions, Inc.: 500 West Monroe, United States - 60661 ~ #: 36-1115800



QUOTE-2865746
 CPD (5) M500 (15) V700 VaaS ELC

Line #	Item Number	Description	Qty	Term	Sale Price	Ext. Sale Price	Refresh Duration
7	WGP01394-001	4RE/M500 RADIO ANTENNA CABLE, 17FT	5		Included	Included	
8	WGC02001-VAAS	VIDEOMANAGER EL CLOUD, ANNUAL UNLIMITED STORAGE PER BODY WORN CAMERA VAAS*	5	5 YEAR	Included	Included	
9	WGB-0741A	V700 BODY WORN CAMERA FIRSTNET READY	5		Included	Included	3 YEAR
10	LSV07S03512A	ESSENTIAL SERVICE W/ACC DMG AND ADV REPLACEMENT	5	5 YEAR	Included	Included	
11	SWV07S03593A	SOFTWARE ENHANCEMENTS	5	5 YEAR	Included	Included	
12	WGP02798-KIT	V700 MAGNETIC MOUNT WITH BWC BOX	5		Included	Included	
13	WGB-0138AAS	TRANSFER STATION, 8 SLOTS, FOR V300/V700 VAAS	1		Included	Included	
14	WGP01566-350	ACCESS POINT, MIKROTIK, 802.11AC, 5GHZ	1		\$164.43	\$164.43	
15	WGP01567	BRKT KIT POINT UNIVERSAL J-MOUNT	1		\$16.44	\$16.44	
16	WCM000111-020	INTEGRATION VIDEOMANAGER EL WITH MOTOROLA CAD/RMS*	1		\$0.00	\$0.00	
17	SSV00S01450B	LEARNER LXP SUBSCRIPTION*	15	5 YEAR	\$0.00	\$0.00	
18	WGA00640-KIT1	V300/V700, DESKTOP USB DOCK CHGR/UPLD KIT	1		\$164.43	\$164.43	
Video as a Service							
19	AAS-BWC-5YR-001	BODY WORN CAMERA AND VIDEO MANAGER EL CLOUD - 5 YEARS VIDEO-AS-A-SERVICE	10	5 YEAR	\$3,403.66	\$34,036.60	
20	WGC02001-VAAS	VIDEOMANAGER EL CLOUD, ANNUAL UNLIMITED STORAGE PER BODY WORN CAMERA VAAS*	10	5 YEAR	Included	Included	



Any sales transaction following Motorola's quote is based on and subject to the terms and conditions of the valid and executed written contract between Customer and Motorola (the "Underlying Agreement") that authorizes Customer to purchase equipment and/or services or license software (collectively "Products"). If no Underlying Agreement exists between Motorola and Customer, then Motorola's Standard Terms of Use and Motorola's Standard Terms and Conditions of Sales and Supply shall govern the purchase of the Products. Motorola Solutions, Inc.: 500 West Monroe, United States - 60661 - #: 36-1115800

Line #	Item Number	Description	Qty	Term	Sale Price	Ext. Sale Price	Refresh Duration
21	WGB-0741A	V700 BODY WORN CAMERA FIRSTNET READY	10		Included	Included	3 YEAR
22	LSV07S03512A	ESSENTIAL SERVICE W/ACC DMG AND ADV REPLACEMENT	10	5 YEAR	Included	Included	
23	SWV07S03593A	SOFTWARE ENHANCEMENTS	10	5 YEAR	Included	Included	
24	WGP03085-KIT	V700 JACKET MAG MOUNT WITH BWC BOX	10		Included	Included	
25	WGP02950	V700 BATTERY, 3.8V, 4180MAH, REMOVABLE	10		\$90.44	\$904.40	
26	WGB-0138AAS	TRANSFER STATION, 8 SLOTS, FOR V300/V700 VAAS	1		Included	Included	
27	WGP03088	JACKET CLIP MOUNT, V300/V700 BWC, BLACK	1		\$64.95	\$64.95	
Grand Total					\$104,000.00(USD)		



Any sales transaction following Motorola's quote is based on and subject to the terms and conditions of the valid and executed written contract between Customer and Motorola (the "Underlying Agreement") that authorizes Customer to purchase equipment and/or services or license software (collectively "Products"). If no Underlying Agreement exists between Motorola and Customer, then Motorola's Standard Terms of Use and Motorola's Standard Terms and Conditions of Sales and Supply shall govern the purchase of the Products.
 Motorola Solutions, Inc.: 500 West Monroe, United States - 60661 -- #: 36-1115800

Pricing Summary

	Sale Price
Upfront Costs for Hardware, Accessories and Implementation (if applicable)	\$55,000.00
Year 2 Subscription Fee	\$12,250.00
Year 3 Subscription Fee	\$12,250.00
Year 4 Subscription Fee	\$12,250.00
Year 5 Subscription Fee	\$12,250.00
Grand Total System Price (Inclusive of Upfront and Annual Costs)	\$104,000.00

**Upfront costs include the cost of Hardware, Accessories and Implementation, where applicable.*

Notes:

- The Pricing Summary is a breakdown of costs and does not reflect the frequency at which you will be invoiced.
- Additional information is required for one or more items on the quote for an order.
- This quote contains items with approved price exceptions applied against them.
- Unless otherwise noted, this quote excludes sales tax or other applicable taxes (such as Goods and Services Tax, sales tax, Value Added Tax and other taxes of a similar nature). Any tax the customer is subject to will be added to invoices.
- Unless otherwise noted in this quote / order, installation of equipment is not included.



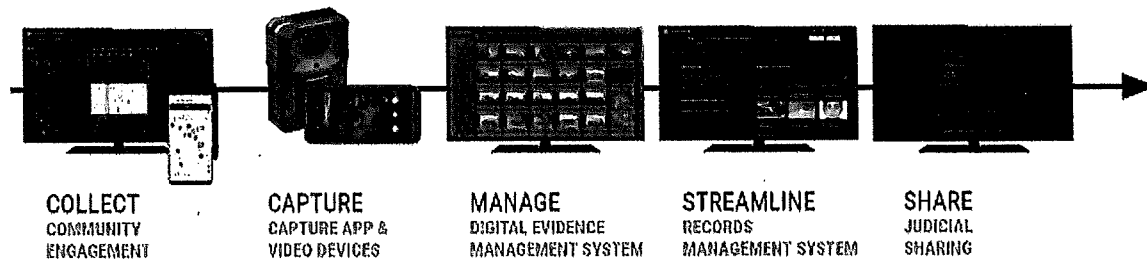


VIDEO-AS-A-SERVICE OVERVIEW

Video-as-a-Service (VaaS) is a subscription-based solution that provides agencies with Motorola's industry-leading evidence collection and management tools. VaaS includes access to high definition camera systems and the VideoManager EL Cloud evidence management platform.

VideoManager EL Cloud automates data maintenance and facilitates administration of your department's devices in a Government cloud-based storage solution. Agencies can capture, record, store, and efficiently manage all evidentiary data with VideoManager.

In addition, the VaaS solution can be expanded with CommandCentral Evidence to provide a single, streamlined workflow in the industry's only end-to-end digital evidence management ecosystem.



When combined into a single solution, these tools enable officers in the field to easily capture, record, and upload evidence, as well as efficiently manage and share that evidentiary data. Because Video-as-a-Service requires no up-front purchase of equipment or software, it provides a simple way to quickly deploy and begin using a complete camera and evidence management solution for a per device charge, billed quarterly.





MOTOROLA SOLUTIONS

VIDEOMANAGER EL CLOUD SOLUTION DESCRIPTION

QUOTE-2865746
CPD (5) M500 (15) V700 VaaS
ELC

VideoManager EL Cloud simplifies evidence management, automates data maintenance, and facilitates management of your department's devices, all in a cloud-based, off-premises storage solution.

It is compatible with V300 and VISTA body-worn cameras, as well as M500 and 4RE in-car video systems, enabling you to upload video evidence quickly and securely. It also allows live-streaming capabilities through the optional SmartControl and SmartConnect applications.



VIDEO EVIDENCE MANAGEMENT

Using VideoManager EL Cloud delivers benefits to all aspects of video evidence management. From streamlining the evidence review process to automatically maintaining your stored data, VideoManager EL Cloud makes evidence management as efficient as possible. With VideoManager EL Cloud, you minimize the amount of time spent manually managing evidence, allowing your team to spend more time in the field.

Simplified Evidence Review

VideoManager EL Cloud makes evidence review easier by allowing users to upload evidence into cloud storage from their in-field devices. When evidence is uploaded, important information is sorted, which groups relevant evidence together. This information includes a recording's date and time, device used to capture, event ID, officer name, and event type. This allows you to view recordings of an incident that were taken from several devices simultaneously, eliminating the task of reviewing irrelevant footage during review.

Its built-in media player includes a visual display of incident data, allowing you to tag moments of interest, such as when lights, sirens, or brakes were activated during the event timeline.

Other relevant files, such as PDFs, spreadsheets, reports, third-party videos, audio recordings, pictures, and drawings, can also be grouped together and stored under a specific case entry, allowing all pertinent information to be stored together in VideoManager EL.

Easy Evidence Sharing

VideoManager EL Cloud allows you to easily share information in the evidence review or judiciary sharing process by exporting evidence data as MP4 files.

You can also find relevant evidence data using audit log filters, including criteria such as import, export, playback, download, share, and modify dates.

Automatic Data Maintenance

VideoManager EL Cloud lets you automatically organize the evidence data you store, allowing you to save time that would be spent manually managing it. It can schedule the automatic movement or purging of events on a daily, weekly, or monthly basis, based on how the user wants to configure the system.

Security groups and permissions are easily set-up in VideoManager EL Cloud, allowing you to grant individuals access to evidence on an as-needed basis.



Any sales transaction following Motorola's quote is based on and subject to the terms and conditions of the valid and executed written contract between Customer and Motorola (the "Underlying Agreement") that authorizes Customer to purchase equipment and/or services or license software (collectively "Products"). If no Underlying Agreement exists between Motorola and Customer, then Motorola's Standard Terms of Use and Motorola's Standard Terms and Conditions of Sales and Supply shall govern the purchase of the Products.



Integration with In-Car and Body-Worn Cameras

QUOTE-2865746
CPD (5) M500 (15) V700 VaaS
ELC

Officers on the road are able to automatically upload encrypted video from in-car systems and body cameras. This eliminates the need for trips to and from the station solely for uploading data into the system.

Video and audio captured by the M500, V300, 4RE and VISTA camera systems are automatically linked in VideoManager EL Cloud based on time and location. You can then utilize synchronized playback and export of video and audio from multiple devices in the same recording group, where video and audio streams can be matched together.

Optional Live Video Streaming

VideoManager EL Cloud integrates with SmartControl, an optional mobile application for Android or iOS that allows officers to complete evidence review work normally completed at their desk from their smartphone.

SmartControl also allows officers to categorize recordings using event tags, stream live video from, and change camera settings, such as adjusting field of view, brightness, and audio levels.

SmartConnect, an optional smartphone application, provides VISTA body-worn camera users with immediate in-field access to their body cameras. SmartConnect includes the ability to pair with VISTA cameras, adjust officer preferences, categorize recordings with incident IDs and case numbers, and play back recordings.

DEVICE MANAGEMENT

Agencies using VideoManager EL Cloud are able to assign users to devices, track them, and streamline shift changes. You can easily manage, configure, update firmware, and deploy in-car and body-worn cameras. Individual preference settings can be configured based on user profiles, allowing quick device transactions within a pooled device system. VideoManager EL Cloud also tracks devices and enables them to be quickly exchanged between officers during shift changes. This minimizes the amount of devices needed for your fleet.

Device Tracking

You can easily manage, configure, and deploy their in-car and body-worn cameras in VideoManager EL Cloud. Devices can be assigned to personnel within VideoManager EL Cloud and tracked, helping agencies keep track of which users have specific devices.

Faster Shift Changes

VideoManager EL Cloud's Rapid Checkout Kiosk feature allows agencies to take advantage of a pooled camera system to utilize fewer cameras. Rapid Checkout Kiosk feature allows agencies using a pooled camera system to use fewer cameras. Cameras can be checked out at the start of a shift using an easy-to-use interface. At the end of the shift, the camera can be returned to its dock, where the video is automatically uploaded and the camera is made ready to be checked out and used for the next shift.

Devices can also be configured to remember individual preference settings for each user, including volume level, screen brightness and camera aim. These settings are applied whenever a device is assigned to a specific officer. A variety of settings within VideoManager EL Cloud also enable you to configure devices to operate in alignment with your agency's policies and procedures.




Any sales transaction following Motorola's quote is based on and subject to the terms and conditions of the valid and executed written contract between Customer and Motorola (the "Underlying Agreement") that authorizes Customer to purchase equipment and/or services or license software (collectively "Products"). If no Underlying Agreement exists between Motorola and Customer, then Motorola's Standard Terms of Use and Motorola's Standard Terms and Conditions of Sales and Supply shall govern the purchase of the Products.

1 V700 BODY-WORN CAMERA SOLUTION DESCRIPTION

The V700 body-worn camera captures clear video and audio of every encounter from the user's perspective. Its continuous- operation capabilities allow constant recording, helping the user to capture every detail of each situation and create a reliable library of evidence for case-building and review. The V700 can stream live video and report real time GPS location through a built-in LTE modem, directly to the suite of CommandCentral applications.

The V700 is easy to operate, with four control buttons. Its innate Record-After-the-Fact® (RATF) technology enables the device to capture important video evidence that can be retrieved hours or days after an incident occurs, even if a recording is not triggered by the user or sensor. With RATF, officers can prioritize response to immediate threats versus manually activating their camera.



1.1. KEY FEATURES OF THE V700

- **Detachable Battery** – The V700's detachable battery allows officers to switch to a fully-charged battery if their shift goes longer than expected. Since the battery charges without being attached to the V700, the battery is kept fully charged in the dock ready for use. This feature is especially helpful for agencies that share body-worn cameras with multiple officers.
- **Wireless Uploading** – Recordings made by the V700 are uploaded to the agency's evidence management system via LTE. Upload over WiFi will be available soon. This enables easy transfer of critical recordings to headquarters for immediate review or long-term storage.
- **Real-time Location and Video Streaming** – With built-in LTE connectivity, the V700 paired with CommandCentral Aware will send location updates and stream live video to a dispatch center or Real Time Crime Center (RTCC) giving the agency a complete and accurate view of their officers for better coordination and quicker response times.
- **LTE Service Ready** – The V700 is approved for use on Verizon and FirstNet networks in the U.S. and Bell Mobility in Canada. The V700 will ship with a pre-installed SIM from both carriers, ready for service activation upon arrival with a data plan that best suits the agency's needs. LTE service activation would be on the agency's carrier account. Motorola Solutions does not provide LTE service for the V700 camera.
- **Data Encryption** – The V700 uses FIPS-140-2 compliant encryption at-rest and in-transit. This ensures recordings made by the agency's officers are secure from unauthorized access.
- **Record-After-The-Fact®** – Our patented Record-After-the-Fact® technology captures footage even when the recording function is not engaged. The camera user or admin can request video footage from a specific point in the past to be uploaded to the evidence management system, hours or even days after the event occurred.
- **Natural Field of View** – The V700 eliminates the fisheye effect from wide-angle lenses that warps video footage. Distortion correction ensures a clear and complete evidence review process. The V700's high quality, low light sensor captures an accurate depiction of recorded events, even in challenging lighting conditions.
- **SmartControl Application** – To maximize efficiency in the field, the Motorola Solutions SmartControl app enables V700 users to preview video recordings, add or edit tags, change camera settings and view live video from the camera. The app is available for both iOS and Android phones.
- **In-Field Tagging** – The V700 enables easy in-field event tagging. It allows officers to view event tags and save them to the appropriate category directly from the body-worn camera or via the SmartControl app.
- **Auto Activation** – The V700 body-worn camera(s) paired with an M500 or 4RE in-car video system(s) can form a recording group, which automatically starts recording when one of the devices begins to



Any sales transaction following Motorola's quote is based on and subject to the terms and conditions of the valid and executed written contract between Customer and Motorola (the "Underlying Agreement") that authorizes Customer to purchase equipment and/or services or license software (collectively "Products"). If no Underlying Agreement exists between Motorola and Customer, then Motorola's Standard Terms of Use and Motorola's Standard Terms and Conditions of Sales and Supply shall govern the purchase of the Products.

record. Each device can be configured to initiate a group recording using triggers like lights, sirens, doors, gun racks, and other auxiliary inputs. Up to eight V700s can form a recording group and collaborate on recordings, without a corresponding in-car video system, using similar triggers. Group recordings are uploaded and automatically linked to the evidence management system as part of one event.

1.2. V700 AND IN-CAR VIDEO INTEGRATION

The V700 integrates seamlessly with the M500 or 4RE in-car video systems, capturing video of an incident from multiple vantage points. This integration includes the following features:

- **Distributed Multi-Peer Recording** – Multiple V700 body-worn cameras and in-car video systems can form a recording group and based on the configuration, automatically start recording when one of the devices begins to record. Group recordings are uploaded and automatically linked to the evidence management system as part of one incident.
- **Automatic Tag Pairing** – Recordings captured by integrated V700 body-worn cameras and in-car video systems can be uploaded to the evidence management system with the same tags. From the in-car video system's display, videos can be saved under the appropriate tag category. The tag is then automatically shared with the V700 video and uploaded as part of one incident along with the officer's name.
- **Evidence Management Software** – When V700 body-worn cameras and in-car video systems record the same incident, the Motorola Solutions evidence management software automatically links those recordings based on officer name, date, and time overlap.
- **Additional Audio Source** – The V700 can serve as an additional audio source when integrated with the in-car video system. The V700 also provides an additional view of the incident and inherits the event properties of the in-car video system's record, such as officer name, event category, and more, based on configuration.

1.3. V700 AND APX RADIO INTEGRATION

Motorola Solutions' APX two-way radios can pair with V700 body-worn cameras to automate video capture through Bluetooth. When the APX's emergency mode button is pressed, or the ManDown feature is activated, the V700 is triggered to start recording immediately. The recording will continue until manually stopped by the officer via the start/stop button on the V700 or group in-car video system.

1.4. HOLSTER AWARE™ INTEGRATION


The V700 integrates with a Holster Aware™ sensor through Bluetooth. If configured, the sensor automatically prompts the V700 to record the moment the holstered equipment is drawn. The holster sensor information is stored with the V700 user profile and uploaded to the evidence management system. If the user is assigned to a different camera, the holster sensor information will be applied to the new camera. The holster sensor allows officers to record high-stress events as they unfold, without having to sacrifice situational awareness by manually activating the V700.






1.5. DOCKING STATIONS


The V700 has three docking options:



Transfer Station – The Transfer Station is built for large, multi-location agencies with large numbers of V700 cameras in service at any given time. It can charge up to eight fully assembled body-worn cameras or individual batteries. The eight docking slots include an LED indication of a battery charging and upload status. While the V700 charges, the Transfer Station can automatically offload recordings from the camera to the evidence management system via an integrated 2.5Gb switch. The Transfer Station connects directly to the LAN for fast offload of recorded events to storage, while charging the body-worn camera battery. The Transfer Station supports comprehensive device management capabilities, such as camera configuration, checkout and officer assignment options; rapid checkout, kiosk, and individual camera checkout; automatic firmware and configuration updates.



USB Base – The USB Base charges the battery of a single V700 or standalone battery pack. The USB Base can be mounted in a vehicle or attached to a desktop or Mobile Data Computer with 12V or USB connection for power. The USB Base has LED indications for battery charging status and upload, and an ambient light sensor for optimal LED brightness control from bright sunlight to the dim interior of a patrol car. When connected to a laptop or desktop computer, the USB Base can be used to upload recordings to the evidence management system, as well as, receive firmware and configuration updates.



Wi-Fi Base – The Wi-Fi Base is mounted in a vehicle. It facilitates V700 upload of video evidence to the evidence management system, firmware updates, communication between V700 and in-car video system group devices and charges fully assembled V700s or individual battery packs. It has LED indications of battery charging status and upload, and an ambient light sensor for optimal LED brightness control, from bright sunlight to the dim interior of a patrol car.

1.6. MOUNTING SOLUTIONS

V700 is compatible with the entire line of V300 mounting solutions as depicted below.

WGP02798


WGA00669

WGA00668

WGP02697

WGP03088


WGP03085



**Magnetic
Center Shirt
Mount**



**Tek-Lok Belt
Mount**



**Molle Locking
Mount**



**Shirt
Clip**



**Heavy
Jacket Clip**



**Heavy Jacket
Magnetic Mount**



Any sales transaction following Motorola's quote is based on and subject to the terms and conditions of the valid and executed written contract between Customer and Motorola (the "Underlying Agreement") that authorizes Customer to purchase equipment and/or services or license software (collectively "Products"). If no Underlying Agreement exists between Motorola and Customer, then Motorola's Standard Terms of Use and Motorola's Standard Terms and Conditions of Sales and Supply shall govern the purchase of the Products.

M500 IN-CAR VIDEO SYSTEM

SOLUTION DESCRIPTION

The M500 In-Car Video System is the first AI-enabled in-car video solution for law enforcement. It combines Motorola's powerful camera technology with our industry-leading digital evidence management software, VideoManager, to deliver high-quality digital evidence and real-time analytics.

The M500 offers the following benefits:

- Delivers exceptionally clear, evidence-grade video, from inside and outside the vehicle

The M500 has three high-definition cameras, mounted on the front and rear windshield and in the cabin. The front camera has a 4K sensor, with an ultra high-definition recording resolution that captures both wide-angle and focused video streams. The cabin camera's infrared illumination allows backseat recording in total darkness, and a built-in microphone captures audio in the vehicle during recording.

- Works reliably, even in challenging situations

The cameras and processor are small, rugged devices, easily and securely installed where they do not hinder any line of sight. They are tamper proof and built to withstand significant impact and severe weather conditions. Even if a vehicle is in a serious collision, the Uninterruptible Power Supply automatically kicks in to continue capturing evidence for those critical extra seconds.

- Protects video data, whether in transit or at rest

The powerful core processor, with a 1 terabyte drive, securely stores all video footage, encrypting the data to prevent cyber threats.

- Provides users a reliable, easy-to-learn system

Ease of use is at the heart of the M500. The interface is highly intuitive, and any feature can be accessed with no more than three touches of the control panel. Users can start a recording manually or program sensors to activate a recording when triggered – such as a siren, blue lights, vehicle speed, crash detection, wireless microphones, and more. After the recording starts and is categorized, everything is automated, including the uploading of footage to the system's evidence management software, VideoManager. There, recordings are easily managed, redacted, organized, and shared with all authorized parties, including first responders, fleet managers, investigative officers, supervisors, prosecutors, and legal teams.

- Increases efficiency

The system's software makes it easy to search and analyze video footage, which can save countless hours for users and minimize human error.



- Promotes trust

By providing a clear record of incidents that occur while officers are on duty, the M500 promotes trust between public safety agents and the communities they serve.

- Integrates seamlessly with other Motorola technologies

The M500 offers additional benefits when working in conjunction with Motorola's V700 Body-Worn Camera or L5M License Plate Recognition camera and VehicleManager.

When used with the V700, the M500 in-car video system triggers the V700 to record at the same time. Officers can focus on the situation at hand, while the cameras – working together as a seamless system – capture synchronized recording from multiple vantage points. The footage is uploaded to and can be reviewed on the same system.

When used with the L5M, both the LPR camera and the M500 feed their collected license plate data into Vigilant VehicleManager and display the information on a single interface. Working together, the systems increase coverage while maintaining ease of use through a shared user interface and database.

The M500 is a reliable and comprehensive mobile video solution that will enhance safety, promote accountability, and improve efficiency. It ensures that you always have the critical information needed for smarter, faster decisions to help keep officers and the communities they serve safe.



MOBILE VIDEO PRODUCTS NEW SYSTEM STATEMENT OF WORK

OVERVIEW

This Statement of Work (SOW) outlines the responsibilities of Motorola Solutions, Inc. (Motorola) and the Customer for the implementation of body-worn camera(s) and/or in-car video system(s) and your digital evidence management solution. For the purpose of this SOW, the term "Motorola" may refer to our affiliates, subcontractors, or certified third-party partners. A third-party partner(s) (Motorola-certified installer) will work on Motorola's behalf to install your in-car video system(s) (if applicable).

This SOW addresses the responsibilities of Motorola and the Customer that are relevant to the implementation of the hardware and software components listed in the Solutions Description. Any changes or deviations from this SOW must be mutually agreed upon by Motorola and the Customer and will be addressed in accordance with the change provisions of the Contract. The Customer acknowledges any changes or deviations from this SOW may incur additional cost.

Motorola and the Customer will work to complete their respective responsibilities in accordance with the Project Schedule. Any changes to the Project Schedule must be mutually agreed upon by both parties in accordance with the change provisions of the Contract.

Unless specifically stated, Motorola will perform the work remotely. The Customer will provide Motorola personnel with access to their network and facilities so Motorola is able to fulfill its obligations. All work will be performed during normal business hours based on the Customer's time zone (Monday through Friday from 8:00 a.m. to 5:00 p.m.).

The number and type of software subscription licenses, products, or services provided by Motorola are specifically listed in the Contract and referenced in the SOW. Services provided under this SOW are governed by the mutually executed Contract between the parties, or Motorola's Master Customer Agreement and applicable addenda ("Contract").

AWARD, ADMINISTRATION, AND PROJECT INITIATION

Project Initiation and Planning will begin following the execution of the Contract between Motorola and the Customer. At the conclusion of Project Planning, Motorola's Project Manager (PM) will begin status meetings and provide status reports on a regular cadence with the Customer's PM. The status report will provide a summary of activities completed, activities planned, progress against the project schedule, items of concern requiring attention, as well as, potential project risks and agreed upon mitigation actions.

Motorola utilizes Google Meet as its teleconference tool. If the Customer desires to use an alternative teleconferencing tool, any costs incurred from the use of this alternate teleconferencing tool will be the responsibility of the Customer.

FBI-CJIS SECURITY POLICY – CRIMINAL JUSTICE INFORMATION

CJIS Security Policy Compliance

Motorola does not believe our Mobile Video offerings (i.e. in-car/body-worn cameras) require compliance with the FBI-CJIS Security Policy (CJISSECPOL) based on the definition in Section 4 of CJISSECPOL and how the FBI-CJIS defines Criminal Justice Information. However, Motorola does design its products with the CJISSECPOL



security controls as a guide. Motorola's Mobile Video system design and features support best practice security controls and policy compliance. In the event of a CJIS technical audit request, Motorola will support the Customer throughout this process.

Personnel Security – Background Screening

Motorola will assist the Customer with completing the CJIS Security Policy Section 5.12 Personnel Security related to authorized personnel background screening when requested to do so by the Customer. Based on Section 5.12, a Motorola employee is defined as someone who is required to be on the Customer's property with unescorted access. Motorola employees will also have access to the Customer's network(s) and stored information. Motorola has remote access tools to support virtual escorted access to on-premises customer assets.

Additionally, Motorola performs independent criminal background investigations including name based background checks, credential and educational vetting, credit checks, U.S. citizen and authorized worker identity verification on its employees.

Motorola will support the Customer in the event of a CJIS audit request to validate employees assigned to the project requiring CJIS Section 5.12 Personnel Security screening and determine whether this list is up to date and accurate. Motorola will notify the Customer within 24 hours or next business day of a personnel status change.

Security Awareness Training

Motorola requires all employees who will support the Customer to undergo Level 3 Security Awareness Training provided by Peak Performance and their CJIS online training platform. If the Customer does not have access to these records, Motorola can facilitate proof of completion. If the Customer requires additional and/or separate training, Motorola will work with the Customer to accommodate this request at an additional cost.

CJIS Security Addendum

Motorola requires all employees directly supporting the Customer to sign the CJIS Security Addendum if required to do so by the Customer.

Third Party Installer

The Motorola-certified third party installer will work independently with the Customer to complete the Section 5.12 Personnel Security checks, complete Security Awareness Training and execute the CJIS Security Addendum.

COMPLETION CRITERIA

The project is considered complete once Motorola has completed all responsibilities listed in this SOW. The Customer's task completion will occur based on the Project Schedule to ensure Motorola is able to complete all tasks without delays. Motorola will not be held liable for project delays due to incomplete Customer tasks.

The Customer must provide Motorola with written notification if they do not accept the completion of Motorola responsibilities. Written notification must be provided to Motorola within ten (10) business days of task completion. The project will be deemed accepted if no written notification is received within ten (10) business days.

In the absence of written notification for non-acceptance, beneficial use will occur thirty (30) days after functional demonstration of the system.



SUBSCRIPTION SERVICE PERIOD

If the contracted system includes a subscription, the subscription service period will begin upon the Customer's receipt of credentials for access. The provision and use of the subscription service is governed by the Contract.

PROJECT ROLES AND RESPONSIBILITIES OVERVIEW

Motorola Project Roles and Responsibilities

The Motorola Project Team will be assigned to the project under the direction of the Motorola PM. Each team member will be engaged in different phases of the project as necessary. Some team members will be multi-disciplinary and may fulfill more than one role.

In order to maximize effectiveness, the Motorola Project Team will provide various services remotely by teleconference, web-conference, or other remote method in order to fulfill our commitments as outlined in this SOW.

Our experience has shown customers who take an active role in the operational and educational process of their system realize user adoption sooner and achieve higher levels of success with system operation. The subsections below provide an overview of each Motorola Project Team Member.

Project Manager (PM)

The PM will be the principal business representative and point of contact for Motorola. The PM's responsibilities may include but are not limited to:

- Manage Motorola responsibilities related to the delivery of the project.
- Maintain the Project Schedule, and manage assigned Motorola personnel, subcontractors, and suppliers as applicable.
- Coordinate schedules of assigned Motorola personnel, subcontractors, and suppliers as applicable.
- Conduct equipment inventory if applicable.
- Maintain project communications with the Customer.
- Identify and manage project risks.
- Coordinate collaboration of Customer resources to minimize project delays.
- Evaluate project status against Project Schedule.
- Conduct status meetings on mutually agreed upon dates to discuss project status.
- Provide timely responses to Customer inquiries and issues related to project progress.
- Conduct daily status calls with the Customer during Go-Live.

Post Sales Engineer

The Post Sales Engineer will work with the Customer's Project Team on:

- Discovery validation.
- System provisioning.
- Covers the IT portion of the Project Kickoff Call with the Customer.
- Contracted data migration between two disparate digital evidence management systems (if applicable).



System Technologist (ST)

The ST will work with the Customer's Project Team on:

- Configure Customer's digital evidence management system.
- Inspect installation and configure hardware devices.
- Provide instructions to the Customer on how to configure the hardware.
- Review Deployment Checklist with the Customer.
- Develop and submit a Trip Report.
- Update Customer IP Map.

Professional Services Engineer (if applicable)

The Professional Services Engineer is engaged on projects that include integration between Motorola's digital evidence management system and the Customer's third-party software application. Their responsibilities include:

- Delivery of the interface between Motorola's digital evidence management system and the Customer's third-party software (e.g. CAD).
- Work with the Customer to access required systems/data.

Application Specialist (if applicable)

The Application Specialist will work with the Customer Project Team on system provisioning and education. The Application Specialist's responsibilities include but are not limited to:

- Deliver provisioning education and guidance to the Customer for operating and maintaining their system.
- Provide product education as defined by this SOW and described in the Education Plan.
- Provide on-site training based on the products the Customer purchased.

Technical Trainer / Instructor

The Technical Trainer / Instructor provides training on-site or remote depending on the training topic and deployment services purchased.

Motorola-Certified Installer

The Motorola-certified installer is primarily responsible for installing in-car video systems (ICVs) into Customer vehicles. There are specific requirements the 3rd party partner must meet in order to be considered a Motorola-certified installer, and they include the following:

- **Required Training**
 - WTG0501 - M500 Vehicle Installation Certification (Remote) or WTG0503 - M500 Vehicle Installation Certification (Live)
 - Needs to be renewed yearly.
 - Needs to be submitted to the PM by the technician completing the installation no less than thirty (30) days prior to the installation.
 - Review of any previous Motorola Solutions Technical Notifications (MTNs).
- **Optional Training**
 - WGD00186 - M500 Installation Overview and Quick Start (NA)
 - Not required for installation. Available for the installing technician.
 - WGD00177 - M500 In-Car Video System Installation Guide
 - Not required for installation. Available for the installing technician.
 - MN010272A01 - M500 In-Car Video System Basic Service Manual



- Not required for installation. Available for the installing technician.

Other responsibilities the Motorola-certified installer may be involved in include the installation of cellular routers or Access Points. These activities will only be completed by Motorola if Motorola quotes these services; otherwise, the completion of these services are solely the responsibility of the Customer.

Customer Support Services Team

The Customer Support Services Team will provide on-going support to the Customer following Go-Live and final acceptance of the project.

Customer Project Roles and Responsibilities

Motorola has defined key resources that are critical to this project and must participate in all the activities defined in this SOW. During the Project Planning phase, the Customer will be required to provide names and contact information for the roles listed below. It is critical that these resources are empowered to make decisions based on the Customer's operational and administration needs. The Customer Project Team will be engaged from Project Initiation through Beneficial Use of the system. In the event the Customer is unable to provide the resources identified in this section, Motorola may be able to supplement these resources at an additional cost.

Project Manager

The PM will act as the primary point of contact for the duration of the project. In the event the project involves multiple locations, Motorola will work exclusively with the Customer's primary PM. The PM's responsibilities will include, but are not limited to:

- Communicate and coordinate with other project participants.
- Manage the Customer Project Team including subcontractors and third-party vendors. This includes timely facilitation of tasks and activities.
- Maintain project communications with the Motorola PM.
- Identify tasks required of Customer staff that are outlined in this SOW and the Project Schedule.
- Consolidate all project inquiries from Customer staff to present to Motorola PM.
- Approve a deployment date offered by Motorola.
- Review Project Schedule with the Motorola PM and finalize tasks, dates, and responsibilities.
- Measure and evaluate progress against the Project Schedule.
- Monitor project to ensure resources are available as required.
- Attend status meetings.
- Provide timely responses to issues related to project progress.
- Liaise and coordinate with other agencies, Customer vendors, contractors, and common carriers.
- Review and administer change control procedures, hardware and software certification, and all related project tasks required to meet the deployment date.
- Ensure Customer vendors' readiness ahead of the deployment date.
- Assign one or more personnel to work with Motorola staff as needed for the duration of the project, including one or more representatives from the IT department.
- Identify a resource with authority to formally acknowledge and approve milestone recognition certificates, as well as, approve and release payments in a timely manner.
- Provide Motorola personnel with access to all Customer facilities where system equipment is to be installed. Temporary identification cards are to be issued to Motorola personnel, if required for access.
- Ensure remote network connectivity and access for Motorola resources.



- Assume responsibility for all fees pertaining to licenses, inspections and any delays associated with inspections due to required permits as applicable to this project.
- Provide reasonable care to prevent equipment exposure from contaminants that may cause damage to the equipment or interruption of service.
- Ensure a safe working environment for Motorola personnel.
- Identify and manage project risks.
- Provide signature(s) of Motorola-provided milestone recognition certificate(s) within ten (10) business days of receipt.

IT Support

IT Support manages the technical efforts and ongoing activities of the Customer's system. IT Support will be responsible for managing Customer provisioning and providing Motorola with the required information for LAN, WAN, server and client infrastructure.

The IT Support Team responsibilities include but are not limited to:

- Participate in delivery and training activities to understand the software and functionality of the system.
- Participate with Customer Subject Matter Experts (SMEs) during the provisioning process and associated training.
- Authorize global provisioning decisions and be the Point of Contact (POC) for reporting and verifying problems.
- Maintain provisioning.
- Implement changes to Customer infrastructure in support of the proposed system.

Video Management Point of Contact (POC)

The Video Manager POC will educate users on digital media policy, participate in Discovery tasks, and complete the Video Management Administration training. The Customer is responsible for its own creation and enforcement of media protection policies and procedures for any digital media created, extracted, or downloaded from the digital evidence management system.

Subject Matter Experts (SMEs)

SMEs are a core group of users involved with the analysis, training and provisioning process, including making decisions on global provisioning. The SMEs should be experienced users in their own respective field (evidence, dispatch, patrol, etc.) and should be empowered by the Customer to make decisions based on provisioning, workflows, and department policies related to the proposed system.

Training POC

The Training POC will act as the course facilitator and is considered the Customer's educational monitor. The Training POC will work with Motorola when policy and procedural questions arise. They will be responsible for developing any agency specific training material(s) and configuring new users on the Motorola Learning eXperience Portal (LXP) system. This role will serve as the first line of support during Go-Live for the Customer's end users.



General Customer Responsibilities (if applicable)

In addition to the Customer responsibilities listed above, the Customer is responsible for the following:

- All Customer-provided equipment, including third-party hardware and software needed for the proposed system but not listed as a Motorola deliverable. Examples include end user workstations, network equipment, etc.
- Configure, test, and maintain third-party system(s) that will interface with the proposed system.
- Establish an Application Programming Interface (API) for applicable third-party system(s) and provide documentation that describes the integration to the Motorola system.
- Coordinate and facilitate communication between Motorola and Customer third-party vendor(s) as required.
- Motorola-certified installers must be certified through LXP for remote or in person installation training. The Customer is responsible for work performed by non-certified installers.
- Upgrades to Customer's existing system(s) in order to support the proposed system.
- Mitigate the impact of upgrading Customer third-party system(s) that will integrate with the proposed system. Motorola strongly recommends working with the Motorola Project Team to understand the impact of such upgrades prior to taking action.
- Active participation of Customer SMEs during the course of the project.
- Electronic versions of any documentation associated with business processes identified.
- Providing a facility with the required computer and audio-visual equipment for training and work sessions.
- Ability to participate in remote project meetings using Google Meet or a mutually agreed upon Customer-provided remote conferencing tool.

Motorola is not responsible for any delays that arise from Customer's failure to perform the responsibilities outlined in this SOW or delays caused by Customer's third-party vendor(s) or subcontractor(s).

NETWORK AND HARDWARE REQUIREMENTS

The following requirements must be met by the Customer prior to Motorola installing the proposed system:

- Provide network connectivity for the transfer and exchange of data for the proposed system.
- Provide Virtual Private Network (VPN) remote access for Motorola personnel to configure the system and conduct diagnostics.
- Provide Internet access to server(s).
- Provide devices such as workstations, tablets, and smartphones with Internet access for system usage. Chrome is the recommended browser for optimal performance. The workstations must support MS Windows 11 Enterprise.
- Provide and install antivirus software for workstation(s).
- Provide Motorola with administrative rights to Active Directory for the purpose of installation, configuration, and support.
- Provide all environmental conditions such as power, uninterruptible power sources (UPS), HVAC, firewall and network requirements.
- Ensure required traffic is routed through Customer's firewall.

Motorola is not responsible for any costs or delays that arise from Customer's failure to meet network and hardware requirements.



PROJECT PLANNING

A clear understanding of the needs and expectations of Motorola and the Customer is critical to fostering a collaborative environment of trust and mutual respect. Project Planning requires the gathering of specific information to set clear project expectations and guidelines, as well as lay the foundation for a successful implementation.

PROJECT PLANNING SESSION

A Project Planning Session will be scheduled after the Contract has been executed. The Project Planning Session is an opportunity for the Motorola and Customer PM to meet prior to the Project Kickoff Meeting and review key elements of the project and expectations. Depending on the items purchased, the agenda will typically include:

- A high level review of the following project elements:
 - Contract documents.
 - A summary of contracted applications and hardware as purchased.
 - Customer's involvement in project activities to confirm understanding of scope and required time commitments.
 - A high level Project Schedule with milestones and dates.
- Confirm CJIS background investigations and fingerprint requirements for Motorola employees and/or subcontractors.
- Determine Customer location for Motorola to ship their equipment for installation.

Motorola Responsibilities

- Schedule the remote Project Planning Session.
- Request the assignment of Customer Project Team and any additional Customer resources that are instrumental to the project's success.
- Provide the initial Project Schedule.
- Baseline the Project Schedule.
- Review Motorola's delivery approach and its reliance on Customer-provided remote access.
- Document mutually agreed upon Project Kickoff Meeting Agenda.
- Request user information required to establish the Customer in LXP.

Customer Responsibilities

- Identify Customer Project Team and any additional Customer resources that are instrumental to the project's success.
- Acknowledge the mutually agreed upon Project Kickoff Meeting Agenda.
- Provide approval to proceed with the Project Kickoff Meeting.

Motorola Deliverables

- Project Kickoff Meeting Agenda.

PROJECT KICKOFF

Motorola will work with the Customer to understand the impact of introducing a new solution and the preparedness needed for a successful implementation.



Note – The IT Questionnaire is completed during the pre-sales process and prior to Contract award. The IT Questionnaire is given to Motorola at the time of offer acceptance. Delay in completing the IT Questionnaire may delay shipment of equipment. Motorola will not be responsible for any delays associated with or related to the completion of the IT Questionnaire.

Motorola Responsibilities

- Review Contract documents including project delivery requirements as described in this SOW.
- Discuss the deployment start date and deliver the Deployment Checklist.
- Discuss vehicle equipment installation activities and responsibilities.
- Discuss the equipment inventory process (if applicable).
- Discuss project team participants and their role(s) in the project with fulfilling the obligations of this SOW.
- Review resource and scheduling requirements.
- Discuss Motorola remote system access requirements (24-hour access to a secured two-way Internet connection through the Customer's firewall for the purpose of deployment and maintenance).
- Discuss and deliver the Business Process Review (BPR) Workbook.
- Complete all necessary documentation (i.e. fingerprints, background checks, card keys, etc.) required for Motorola resources to gain access to Customer facilities.
- Discuss the LXP training approach.
- Provide designated Customer administrator with access to LXP.
- Review and agree on completion criteria and the process for transitioning to support.

Customer Responsibilities

- Provide feedback on project delivery requirements.
- Review the Deployment Checklist.
- Review the roles of project participants to identify decision-making authority.
- Provide VPN access to Motorola personnel to facilitate delivery of services described in this SOW.
- Validate non-disclosure agreements, approvals, and other related items are complete (if applicable).
- Provide all documentation (i.e. fingerprints, background checks, card keys, etc.) required for Motorola resources to gain access to Customer facilities.
- Provide Motorola with names and contact information to the designated LXP Administrator(s).

Motorola Deliverables

- Project Kickoff Meeting Minutes.
- BPR Workbook.
- Deployment Checklist.

DISCOVERY TELECONFERENCE

During the Discovery Teleconference, Motorola will meet with the Customer to define system configuration, as well as, agency recording and retention policies. This information will be documented in the Business Process Review (BPR) Workbook, which is used as a guide for configuration and provisioning decisions.

Motorola Responsibilities

- Facilitate Discovery Teleconference(s).
- Review and complete BPR Workbook with the Customer.



- Confirm Customer-provided configuration inputs.

Customer Responsibilities

- Gather and review information required to complete the BPR Workbook during the Discovery Teleconference.
- Schedule Customer Project Team and SMEs to attend the Discovery Teleconference. SMEs should be present to weigh-in on hardware, software and network components. Customer attendees should be empowered to convey policies and make modifications to policies as necessary.
- Return completed BPR Workbook no later than five (5) business days after the conclusion of the Discovery Teleconference.

Motorola Deliverables

- Completed BPR Workbook.



PROJECT EXECUTION

HARDWARE PROCUREMENT AND INSTALLATION

Motorola will procure contracted hardware as part of the ordering process. The hardware will be configured with a basic profile in line with the information provided by the IT Questionnaire or Discovery Teleconference for installation and configuration of the system. The Customer is responsible for providing an installation environment that meets manufacturer's specifications for the hardware, which includes but is not limited to:

- Power
- Heating and Cooling
- Network Connectivity
- Access and Security
- Conduit and Cabling

Motorola Responsibilities

- Procure contracted equipment and ship to the Customer's designated location.
- Inventory equipment after arrival at Customer location (if applicable).
- Install backend server in Customer's designated area (if applicable).
- Conduct a power-on test to validate the installed hardware and software are ready for configuration.
- Verify remote connection to hardware.
- For an on-site deployment, Motorola will be responsible for verifying the body-worn camera Transfer Stations are connected to the Customer's network. The Customer is responsible for ensuring Motorola has the correct IP address(es) for configuring the Transfer Stations, and the Customer's network is operational.
- The installer will be responsible for installing the Access Point(s) (APs) if provided by Motorola (if applicable).
- The ST will verify whether the AP(s) are properly installed and connected to the network (if applicable).
- Create a Trip Report outlining the activities completed during configuration and testing of system hardware.

Customer Responsibilities (if applicable)

- Procure Customer-provided equipment and make it available at the installation location.
- Confirm the server room complies with environmental requirements (i.e. power, uninterruptible power, surge protection, heating/cooling, etc.).
- Verify the server is connected to the Customer's network.
- Provide, install, and maintain antivirus software for server(s) and/or workstation(s).
- Enable outgoing network connection (external firewall) to the CommandCentral cloud by utilizing the Customer's Internet connection (if applicable).
- Install Customer-supplied APs (if applicable).
- Verify APs are properly installed and connected to the network (if applicable).
- For remote deployments, the Customer is responsible for verifying the body-worn camera Transfer Stations are connected to their network.
- Confirm access to installed software on Customer-provided workstation(s).
- For body-worn cameras, the Customer will verify whether the Transfer Station(s) are connected to their network.

Motorola Deliverables

- Contracted Equipment.



- Equipment Inventory (if applicable).

In-Car Video System Configuration (if applicable)

The Motorola-certified installer will complete the installation of the in-car video (ICV) system(s) within the Customer-provided vehicle(s). The installer may also be responsible for installing cellular routers or WiFi radios inside the vehicle(s) for wireless upload of video to the Customer's digital evidence management system.

The Customer vehicles must be available for the ST to complete the configuration and testing of the contractual number of ICVs. If the Customer does not have all vehicles available during the agreed upon date and time, the Customer may opt to sign-off on the number of ICV configurations completed. If the Customer requires the ST to complete the full contractual number of ICVs at a later date and time, additional cost may be incurred. **Table 1-1** shows the number of ICVs an ST is contractually obligated to configure and test based on the number of ICVs purchased.

Table 1-1: Number of Contractual ICV Configurations

Number of ICV Purchased	Number of ICV to Test
1	1
2	2
3	3
4	4
5 - 25	5
26 - 50	10
51 - 75	15
76 - 100	20
101 - 150	30
151 - 200	40
201+	20%

Note – The Pricing Page will reflect in-car video installation services by Motorola if Motorola is responsible for the vehicle installations.

Motorola Responsibilities

- Setup server for ICV digital video recorder (DVR) configuration.
- Create configuration USB used to complete ICV hardware configuration and validation.
- Travel to the Customer site to conduct configuration and testing of ICVs.
- Complete ICV configuration on a single vehicle, and validate the configuration with the Customer.
- Receive Customer approval to proceed with remaining ICV configurations.
- Complete remaining contracted vehicle configurations.
- Test a subset of completed ICV hardware configurations.



- For Motorola-certified installer, complete the installation of cellular router and confirm placement of antenna mounting with Customer (if applicable).
- The Motorola-certified installer will install Customer-provided SIM card into cellular router and connect cellular router to ICV (if applicable).
- Activities surrounding ICV (M500) interface to Automatic License Plate Recognition (ALPR) (if applicable).
 - Install Car Detector Mobile MDC Software on Customer-provided mobile data terminal (MDT) within the vehicle.
 - Configure MDC Network Card.

Customer Responsibilities

- Provide Motorola with remote connection and access credentials to complete ICV hardware configuration.
- Notify Motorola of the vehicle installation location.
- Coordinate and schedule date and time for ICV hardware configuration(s).
- Make ICV hardware available to Motorola for configuration and testing in accordance with the Project Schedule.
- Provide cellular SIM Card for Internet connectivity to the installer at time of vehicle installation.

Motorola Deliverables

- Complete Functional Validation Plan as it applies to the proposed solution.

NOTE - The Customer is responsible for having all vehicles and devices available for installation per the Project Schedule. All cellular data fees and Internet connectivity charges are the responsibility of the Customer. If a Motorola-certified installer is not used to install the ICV(s), Motorola is not responsible for any errors in hardware installation, performance or delays in the Project Schedule. In the event the Customer takes on the responsibility of installing the ICV(s) through a Motorola-certified installer, Motorola is also not responsible for any errors in hardware installation, performance or delays in the Project Schedule. For ALPR installations, an MDT is required for all vehicles (if applicable).

Body Worn Camera Configuration (if applicable)

The Transfer Station will be utilized to configure each body-worn camera according to the Business Process Review. In order for this process to be successfully completed, the Transfer Station must be connected to the Customer's digital evidence management system. The table below shows the number of body-worn cameras an ST is contractually obligated to configure and test based on the number of body-worn cameras purchased.

Table 1-2: Number of Contractual Body-Worn Camera Configurations

Number of BWC Purchased	Number of BWC to Test
1	1
2	2
3	3
4	4
5 - 25	5
26 - 50	10



Number of BWC Purchased	Number of BWC to Test
51 - 75	15
76 - 100	20
101 - 150	30
151 - 200	40
201+	20%

Motorola Responsibilities

- Configure Transfer Station(s) for connectivity to the digital evidence management system.
- Verify the Transfer Station(s) is configured properly and connected to the network.
- Configure body-worn camera(s) within the digital evidence management system.
- Check out body-worn camera(s) and create a test recording.
- Verify completion of upload from body-worn camera(s) after it is docked in a Transfer Station or USB dock.
- Install and provide a demonstration of client software as part of the same on-site engagement as Go-Live, unless otherwise outlined in this SOW.

Customer Responsibilities

- Select physical location(s) for Transfer Station(s).
- Provide and install workstation hardware.
- Complete installation of client software on remaining workstations and mobile devices.
- Validate functionality of components and solution utilizing the Deployment Checklist.
- Provide Motorola remote connection information and necessary credentials.

Automatic License Plate Recognition (ALPR) Commissioning (if applicable)

This section highlights the responsibilities of Motorola and the Customer when an in-car video system interfaces with the Law Enforcement Archival Report Network (LEARN) database.

Motorola Responsibilities

- Create a Customer account in the LEARN system with user emails.
- Verify the Customer has installed and launched the Vigilant Car Detector Mobile Software per the Vigilant LEARN Quickstart Guide.
- Provide Mobile LPR - Officer Safety Basic and Advanced Pre-Installation Checklist.
- Provide Agency Manager with Training Materials and Car Detector Mobile MDC software installation guide.
- Advise Agency Manager of different options available to add new users.
- Confirm Agency Manager is aware of registration required for Hotlists.
- Confirm Agency Manager understands how to set up data-sharing.

Customer Responsibilities

- Identify the Agency Manager.
- Register to receive access to Hotlists.



SOFTWARE INSTALLATION AND CONFIGURATION

Motorola will install VideoManager Evidence Library (EL) software on a specified number of workstations dictated by the Contract. The Customer will be responsible for installing the software on the remaining workstations. Provisioning of VideoManager EL software will be done in accordance with the information contained in the BPR Workbook.

Installation of VideoManager EL software consists of the following activities:

- Delivery and installation of server hardware (if applicable).
- Network discovery.
- Operating system and software installation.
- Onboarding user / group identity set up.
- Provide access to the application.

VideoManager EL (if applicable)

The VideoManager EL software is an on-premises solution that requires an onsite server and supports both body worn cameras and in-car video systems.

Motorola Responsibilities

- Install software on a specified number of customer workstations and/or mobile devices.
- Use information provided in the BPR Workbook to configure VideoManager EL software.
- Test software using applicable portions of the Functional Validation Plan.
- Provide instruction on client software USB utility.

Customer Responsibilities

- Provide a network environment that conforms to the requirements presented in the Solution Description.
- Procure and install server and storage hardware at desired location in accordance with Solution Description requirements.
- Perform a power on test with Motorola.
- Provide assigned Motorola System Administrator with access to SQL database for installation purposes (Motorola's access will be revoked upon conclusion of the installation).
- For Active Directory integration, provide domain user (service account), security group (for application administrators including service account), and domain read access (if applicable).
- Provide workstation and/or mobile device hardware in accordance with specifications listed in the Solution Description.
- Complete online training.
- Complete installation of client software on remaining workstations and/or mobile devices.

VideoManager ELC (if applicable)

VideoManager ELC software is a cloud solution that does not require an onsite server and supports both body-worn cameras and in-car video systems.

Motorola Responsibilities

- Use information provided in BPR Workbook to configure VideoManager ELC software.
- Based on Customer feedback, perform the following activities:



Any sales transaction following Motorola's quote is based on and subject to the terms and conditions of the valid and executed written contract between Customer and Motorola (the "Underlying Agreement") that authorizes Customer to purchase equipment and/or services or license software (collectively "Products"). If no Underlying Agreement exists between Motorola and Customer, then Motorola's Standard Terms of Use and Motorola's Standard Terms and Conditions of Sales and Supply shall govern the purchase of the Products.

- Create users, groups, and setup permissions.
- Create event categories.
- Set retention policies.
- Test software using applicable portions of the Functional Validation Plan.
- Ensure training POC can access the system.

Customer Responsibilities

- Verify traffic can be routed through Customer's firewall and reaches end user workstations.

CloudConnect Installation and Configuration (applicable for CommandCentral Aware purchase)**Motorola Responsibilities**

- Verify remote access capability.
- Remotely configure CloudConnect Virtual Machine within the Cloud Anchor Server.
- Configure network connectivity and test connection to the CloudConnect Virtual Machine.
- Create an IPSEC tunnel.
- Provide Customer with the information for setting up the IPSEC tunnel.

Customer Responsibilities

- Provide Motorola with two static IP addresses, corresponding subnet masks/default gateway, and available NTP and DNS IP for the CloudConnect Virtual Machine and the Cloud Anchor Server.
- Confirm with Motorola the network performance requirements are met.
- Configure firewall to allow traffic from IPSEC tunnel.

Completion Criteria

- CloudConnect Virtual Machine configuration is complete and accessible throughout the network.

CommandCentral Evidence (if applicable)

Motorola will work with the Customer to determine best industry practices, current operations environment, and subsystem integration to ensure optimal configuration of your CommandCentral Evidence solution.

Motorola Responsibilities

- Use the CommandCentral Admin Portal to provision users, groups, and rules based on Customer Active Directory data.
- Guide the Customer in the configuration of CommandCentral Evidence.

Customer Responsibilities

- Supply access and credentials to Customer's Active Directory for the purpose of Motorola conducting CommandCentral Evidence provisioning.
- Respond to Motorola's inquiries regarding users, groups and agency mapping to CommandCentral Evidence.
- Provision policies, procedures, and user permissions.
- Configure evidence as directed by Motorola.



DATA MIGRATION SERVICES (IF APPLICABLE)

The Customer is responsible for partitioning data to be converted from a legacy or on-premises digital evidence management system to an on-cloud solution as part of this offer. The Customer will have ten (10) business days to provide feedback after Motorola validates the migrated data. If feedback is not received on or before ten (10) business days, Motorola will assume the migration is complete.

Motorola Responsibilities

- Receive access to Customer video data.
- Perform contracted data migration and validation.

Customer Responsibilities

- Provide remote access to partitioned data to be migrated.
- Validate migrated dataset, and provide Motorola with feedback within ten (10) business days.

Completion Criteria

- A migrated dataset as defined in the Contract.

DEMS INTEGRATIONS AND THIRD-PARTY INTERFACES (IF APPLICABLE)

The integration between Motorola's digital evidence management system and the Customer's third-party system may consist of an iterative series of activities depending on the complexity of accessing the third-party system. Interfaces will be installed and configured in accordance with the Project Schedule. The Customer is responsible for engaging third-party vendors as required to facilitate connectivity and testing of the interface(s).

Motorola Responsibilities

- Develop and configure interface(s) to support the functionality described in the Solution Description.
- Establish and validate connectivity between Motorola and third-party systems.
- Perform functional demonstration to confirm the interface(s) can transmit and receive data to the Customer's digital evidence management system.

Customer Responsibilities

- Act as liaison between Motorola and third-party vendor(s) as required to establish connectivity to the digital evidence management system.
- Provide personnel authorized to make changes to the network and third-party systems to support Motorola's integration efforts.
- Provide network connectivity between digital evidence management system and the third-party system(s).
- Provide information on API, SDKs, data scheme, and any documentation necessary to establish interfaces with all local and remote systems. This information should be provided to the Motorola PM within ten (10) business days of the Interface Engagement Meeting.

NOTE - At the time of initial design, unknown circumstances, requirements or anomalies may present difficulties with interfacing Motorola products to a third-party application. These difficulties could result in a poorly performing or a non-functional interface. By providing Motorola with this information early in the deployment process, will put us in the best position to mitigate these potential issues. If the resolution requires additional third-party integration, application upgrades, APIs, and/or additional software licenses, the Customer is responsible for addressing these issues at their cost. Motorola is not responsible for any delays or costs associated with third-party applications or Customer-provided third-party hardware or software.



SYSTEM TRAINING

The objective of this section is to prepare for and deliver training. Motorola training consists of computer-based (online) and instructor-led (on-site or remote) depending on what is purchased. Our training delivery methods will vary depending on course content. Training will be delivered in accordance with the Education Plan. As part of our training delivery, Motorola will provide user guides and training materials in an electronic format.

ONLINE TRAINING (IF APPLICABLE)

Online training is made available to the Customer through LXP. This subscription service provides customers with unlimited access to our online training content and provides users with the flexibility of learning the content at their own pace. Training content is added and updated on a regular basis to keep information current.

Through LXP, a list of available online training courses, Motorola User Guides, and Training Material are accessible in electronic format.

Motorola Responsibilities

- Designate a LXP Administrator to work with the Customer.
- Establish an accessible instance of LXP for the Customer.
- Configure a Customer-specific portal view.
- Organize content to align with Customer's selected technologies.
- Create initial Customer user accounts and a single Primary Administrator account.
- During onboarding, assist the Customer with LXP usage.
- Provide technical support for user account and access issues, LXP functionality, and Motorola managed content.
- Provide instruction to Customer LXP Administrator on building groups.

Customer Responsibilities

- Provide user information for the initial creation of accounts.
- Complete LXP Administrator training.
- Ensure network and Internet connectivity for Customer access to LXP.
- Customer's primary LXP Administrator is required to complete the following self-paced training: LXP Introduction (LXP0001), LXP Primary Site Administrator Overview (LXP0002), and LXP Group Administrator Overview (LXP0003).
- Advise users on the availability of training through LXP.
- Ensure users complete LXP training in accordance with the Project Schedule.
- Build groups as needed.

INSTRUCTOR-LED TRAINING (ON-SITE AND REMOTE, IF APPLICABLE)

Instructor-led courses are based on products purchased and the Customer's Education Plan.

Motorola Responsibilities

- Deliver User Guides and training materials in an electronic format.
- Perform training in accordance with the Education Plan.



- Provide the Customer with training attendance rosters and summarize any pertinent information that may impact end user training.

Customer Responsibilities

- Supply classroom(s) based on the requirements listed in the Education Plan.
- Designate training representatives who will work with the Motorola trainer(s) to deliver the training content.
- Facilitate training of all Customer end users in accordance with the Customer's Education Plan.

Motorola Deliverables

- Electronic versions of User Guides and training materials.
- Attendance rosters.



PROJECT GO-LIVE, CLOSURE, AND HANDOVER TO SUPPORT

Motorola will utilize the Deployment Checklist throughout the deployment process to verify features and functionality are in line with installation and configuration requirements. The Customer will witness the ST demonstrating the Deployment Checklist and provide feedback as features and functionality are demonstrated. The Customer is considered Live on the system after the equipment has been installed, configured, and made available for use, and training has been delivered or made available to the Customer.

Upon the conclusion of Go-Live, the project is prepared for closure. Project closure is defined as the completion of tasks and the Customer's receipt of contracted components. The Deployment Checklist serves as the artifact that memorializes a project closure. A System Acceptance Certificate will be provided to the Customer for signature to formally close out the project. The Customer has ten (10) business days to provide Motorola with a signed System Acceptance Certificate. If the Customer does not sign off on this document or provide Motorola written notification rejecting project closure, the project will be deemed closed. Upon project closure, the Customer will engage with Technical Support for on-going needs in accordance with the Customer's specific terms and conditions of support.

Motorola Responsibilities

- Provide the Customer with Motorola Technical Support engagement process and contact information.
- Provide Technical Support with the contact information of Customer users who are authorized to engage Technical Support.
- Ensure Deployment Checklist is complete.
- Obtain Customer signature on the System Acceptance Certificate.
- Provide Customer survey upon closure of the project.

Customer Responsibilities

- Within ten (10) business days of receiving the System Acceptance Certificate, provide signatory approval signifying project closure.
- Provide Motorola with the contact information of users who are authorized to engage Motorola's Technical Support.
- Engage Technical Support as needed.

Motorola Completion Criteria

Provide Customer with survey upon closure of the project.



ASSUMPTIONS

This SOW is based on the following list of assumptions (if applicable):

- Videomanager EL Cloud (VMELC) must be connected to the Microsoft Entra ID (formerly known as Microsoft Azure Active Directory) for user authentication to the VMELC application. Microsoft Entra ID can be synchronized with the Customer's on-premises Active Directory using Azure AD Connect. If the Customer is using Microsoft Office 365, Motorola will be able to integrate with this Microsoft Entra ID.
- Must be 2003 or later for Microsoft Entra ID integration.
- Upload Speed Requirements for Hardware Devices
 - 5 Mbps + 3 Mbps per additional device.
 - This assumes it will take 8 hours to upload 5 GB of video on a device.
 - 40-50 Mbps per concurrent uploading device.
 - This assumes video is required to upload within 30-40 minutes with approximately 5 GB to upload.
- If the Customer is supplying an upload server to temporarily store video, please verify the server complies with the specifications provided in the Solutions Description.
- By default, M500 ICVs and V300/V700 BWCs do not need an upload server for cloud deployments. An upload server may be required depending on how many devices are uploading concurrently and the need for the Customer to upload video evidence at a given speed.
- Upload appliance required if using 4REs or VISTA body worn cameras connected to VideoManager EL Cloud
- Cellular upload of ICVs and BWCs (if applicable) requires an Ethernet connection to an LTE modem in the vehicle.
- If the Customer is supplying a server for VideoManager EL (On-premises) solution, the Customer must verify the server is not a Domain Controller.
- VideoManager EL for on-premises cannot be installed on a server running Active Directory or Exchange applications on the Customer's network.
- The ICVs are configured with a hidden SSID and WPA2-AES Security with a 128-bit Pre-shared Key. If another type of security is desired, the Customer will be responsible for configuring these security requirements into the ICVs. This information must be supplied through the IT Questionnaire in order for the factory to configure the correct security requirements.
- If the Customer is supplying their own Access Point, it must be 5 GHz 802.11n compatible.



Any sales transaction following Motorola's quote is based on and subject to the terms and conditions of the valid and executed written contract between Customer and Motorola (the "Underlying Agreement") that authorizes Customer to purchase equipment and/or services or license software (collectively "Products"). If no Underlying Agreement exists between Motorola and Customer, then Motorola's Standard Terms of Use and Motorola's Standard Terms and Conditions of Sales and Supply shall govern the purchase of the Products.

ESSENTIAL SERVICE FOR V700 BODY WORN CAMERA DEVICE (NORTH AMERICA)

This Statement of Work ("SOW") is subject to the terms and conditions of the Motorola Solutions Service Agreement or other applicable agreement in effect between the parties ("Agreement"). The terms of this SOW are an integral part of an Agreement with the Customer to which this SOW is appended and is made a part thereof by this reference. In the event of a conflict between the terms and conditions of an Agreement and the terms and conditions of this SOW, this SOW will control the inconsistency only. This SOW applies to the Device(s) specifically named in the Agreement.

1.1. DESCRIPTION OF SERVICES AND OBLIGATIONS

The term "Customer" refers to any end-user who has a purchase agreement with Motorola Solutions.

Essential Service provides either three (3) or five (5) years of coverage, as selected by the Customer, and includes:

- Remote Technical Support
- Software Maintenance
- Software Enhancements
- Hardware Repair for manufacturing defects

Motorola Solutions includes three (3) years of Essential Service with each Body Worn Camera (BWC) device purchase, with optional service upgrades to extend and/or provide additional coverage for the device.

1.2. ESSENTIAL SERVICE

1.2.1. Remote Technical Support

Remote Technical Support is provided for device issues related to software and/or hardware that require troubleshooting expertise. Motorola Solutions' System Support Center (SSC) and Technical Support Operations (TSO) center are staffed with highly trained technologists who specialize in the diagnosis and resolution of product issues. Motorola Solutions' SSC and TSO are continuously monitored against stringent, industry recognized incident and problem management processes.

Motorola Solutions will respond to calls, e-mails, and web portal submissions during normal support hours, five (5) business days per week, excluding holidays, and weekends. In addition, Customers may contact the Motorola Service Desk and a Motorola Solutions representative will log a technical request on Motorola Solutions' Case Management System.

1.2.1.1 Technical Problem Isolation, Analysis and Resolution.

A Motorola Solutions representative or technologists will:

- Work to isolate the problem/issue
- Analyze and determine the cause of the problem/issue
- Work to achieve problem/issue resolution



1.2.2. Software Maintenance

Software maintenance is important for ensuring device performance and operation. Essential Service provides the Customer with access to the latest available Body Worn Camera (BWC) device operating system (OS) software, device firmware, and application software. Device software releases maintain the device software performance such that the Device operates in accordance with its specifications and documented functionality, and is aligned with the applicable Motorola Solutions infrastructure platform lifecycle. Each release may include bug fixes, security patches, and/or new feature activation enablements.

Configuration of the Body Worn Camera (BWC) device is made possible through the use of the VideoManager EL On-Premise, or VideoManager EL Cloud, solution.

Access to software updates will remain available until the expiration of the initial term of the Essential Service Package. Upon expiration of the initial Essential Service term, availability of software updates will terminate, unless the Customer renews Essential Service.

1.2.3. Software Enhancements

Software Enhancements are included with all BWC devices that have a valid Essential Service Package. Software Enhancements may include, or introduce, new device features, functionality, or capabilities, that were not available at time of device purchase. Availability of software enhancements depends on the device hardware and software capability to work with the new enhancements. Certain enhancements, not included with Essential Service Packages, may only be available as an additional purchase.

Motorola Solutions, at its discretion, reserves the right to add new software enhancements, or remove existing software enhancements, from any of its Essential Service Package. Please contact your Motorola Solutions Sales associate, or visit the Motorola Solutions' Web portal, for additional information regarding device features and capabilities.

Software Enhancements for the device will be continuously available until the expiration of the initial term of the Essential Service Package. Upon expiration of the initial term of Essential Service, availability of Software Enhancements will terminate, unless the Customer renews Essential Service.

1.2.4. Device Hardware Repair

Essential Service provides the Customer with repair services at a Motorola Solutions owned and operated, supervised, or certified Repair Center that employs the latest test equipment and original or certified replacement components used in the manufacturing of the BWC device. Device Hardware Repair provides the Customer with repair services for internal and external device components that are damaged as a result of manufacturing defects and defects due to normal wear and tear. With this Service, the device is repaired to ensure full compliance with its specifications, as published by Motorola Solutions at the time of delivery of the original device via:

- Repairs, adjustments and restorations, if appropriate, of any device that malfunctions while being used within the operational and environmental parameters specified by Motorola Solutions.
- Device updates, if applicable, as may be released, from time to time, by Motorola Solutions in accordance with an Engineering Change Notice.



At the discretion of Motorola Solutions, if the device is considered "un-repairable", for technical or economic reasons, Motorola will replace the device with a new or refurbished device.

1.2.5. Essential Software Service

If for any reason the Customer declines or chooses to exclude the hardware repair option that is included with the three (3) year Essential Service Package, the Customer will automatically default to, and be entitled to, three (3) years of Essential Software Service and one (1) year of hardware repair against manufacturing defects, as covered by the standard product warranty.

Essential Software Service provides three (3) years of coverage and includes:

- Remote Technical Support
- Software Maintenance
- Software Enhancements

1.2.6. Scope of Products or Services included

Essential Service, and optional Service upgrades, are currently available for all V700 Body Worn Camera devices. Check with your Motorola Solutions' Sales representative if you have a question about the eligibility of your device.

1.3. MOTOROLA SOLUTIONS RESPONSIBILITIES

Software Release Availability. Motorola Solutions will provide access to the latest BWC device software and firmware releases via the VideoManager EL On-Premise, or VideoManager EL Cloud, solution. For customers using the VideoManager EL Cloud, software and firmware upgrades will occur automatically when the Body Worn Camera device connects to the agency's VideoManager EL Cloud instance. If using the VideoManger EL On-Premise solution, the on-prem server will periodically connect to the VideoManager EL Cloud database to check for new software and firmware versions, download the latest version, and apply the new software and/or firmware automatically to the BWC device when it connects to the server.

Software Release Notes. Motorola Solutions may, from time to time, provide release notes for the BWC Device software release. Information regarding training material will be posted on the Learning Experience Portal (LXP) at <https://learning.motorolasolutions.com>

Hardware Repair. Motorola Solutions will provide repair or replacement of a device, at its option, with a five (5) business day in-house turnaround time, provided the device is delivered to the repair center by 9:00 a.m. (local repair center time), and replacement parts, components, and/or devices are available. Business days do not include holidays or weekends. Repair may include the replacement of parts, or boards with new parts or complete boards or, at Motorola Solutions' option, with functionally equivalent, reconditioned parts, boards, or with a new or refurbished replacement device. All replaced parts, boards or devices will become the property of Motorola Solutions. Turnaround time represents the time a product spends in the repair process; it does not include time in transit, including customs clearance.

LTE/4G Service. Motorola Solutions supports the operation of the V700 BWC device on multiple approved LTE/4G Carrier Networks. Based on the Customer's selection of a Carrier during the initial ordering process,



Motorola Solutions will install, in the device, the Customer's selected Carrier SIM, before the device is shipped to the Customer. The Customer is responsible for contacting the Carrier and activating the LTE/4G data service.

Shipping. For devices repaired under Essential Service, Motorola Solutions will provide one-way shipping, from an Authorized Motorola Repair Center to the Customer. The Customer is responsible for the shipping method and any shipping costs incurred when returning the faulty device to an Authorized Motorola Solutions repair center. Based on the country of purchase, Motorola Solutions may also cover, or include, two-way shipping for the damaged or defective device. Eligibility for two-way shipping will be confirmed during the repair submission process.

1.4. CUSTOMER RESPONSIBILITIES

Serial Numbers. If device orders are submitted via Motorola Solutions' Partner Hub, OCC, or CPQ ordering systems, the hardware serial number(s) for three (3) year Essential Service and Essential Software, as well as five (5) year Essential Service, and three (3) and five (5) year Essential Service with Accidental Damage and Advanced Replacement, will be automatically captured and included in the Service Agreement.

If five (5) year Essential Service or three (3) and five (5) year Essential Service with Accidental Damage and Advanced Replacement is purchased within 90 days of device shipment, the Customer must provide a complete list, preferably in electronic format, or by completing a Service Order Form (SOF), of all hardware serial numbers to be covered under the Agreement.

Initiating Repair. When initiating a repair, the Customer must contact Motorola Solutions to obtain a Return Material Authorization (RMA) number for each faulty BWC device. The Customer can submit a repair, and request an RMA, via the Partner Hub Portal, or by contacting the Motorola Solutions' Service Desk. If two-way shipping is included, the customer can generate a shipping label via Partner Hub, or by contacting the Motorola Solutions Service Desk. The Return Material Authorization (RMA) must be included with the device when shipped to the Authorized Motorola Repair Center.

- Only the BWC device should be returned for repair. The battery must be removed before shipping the device to a Motorola Solutions Repair Center.
- Device accessories should not be included when returning a device to a Motorola Solutions Repair Center for repair. Accessories include batteries, chargers or charging stations, cables, mounts, and clips.
- The SIM card must remain in the device, and intact, when the device is shipped to a Motorola Solutions Repair Center. If the SIM card is removed, or if any evidence of SIM card tampering is found, including disassembling of the device, the warranty will be null and void.

Motorola Solutions is not responsible for any accessories, or device batteries, that are shipped with the device for repair.

Device software releases. The Customer will be responsible for updating each eligible BWC device with the latest available software and/or firmware, and of advising users of any operational changes that may have been introduced as a result of the new software or firmware.

LTE/4G Service. The Customer is responsible for selecting a Motorola Solutions approved LTE/4G Carrier/Provider during the initial ordering process, and for contacting the Carrier and activating LTE service for the device. The Customer is solely responsible for all financial obligations with the selected LTE Carrier.



WiFi Connectivity. The Customer is responsible for providing all WiFi connectivity to the device.

Removing Customer Data. The Customer is responsible for removing, from the device, any data, video, or other information that the Customer wishes to retain or destroy, prior to sending the device to a Motorola Solutions Repair Center for repair.

Motorola Solutions may provide a Video Evidence Recovery Service for the BWC device, as an additional charge. Video Evidence Recovery is a best effort service that is dependent on the condition of the device. This service, if applicable, will have a separated Agreement, with Terms and Conditions, outside the scope of this Statement of Work (SOW). Please contact your Motorola Solutions Representative for more information regarding the Video Evidence Recovery Service.

1.5. ESSENTIAL SERVICE LIMITATIONS AND RESTRICTIONS

Customer will incur additional charges at the prevailing rates for any of the following activities, which are not covered under this Agreement:

- Replacement of consumable parts or accessories, as defined by product, including but not limited to batteries, cables, mounts, or clips.
- Repair of problems caused by natural or manmade disasters, including but not limited to fire, theft and floods that would cause internal or external component damage or destruction.
- Repair of problems caused by third parties' Software, accessories or peripherals not approved in writing by Motorola Solutions for use with the device.
- Repair of problems caused by using the device outside of the product's operational and environmental specifications, including improper handling, carelessness or reckless use, or repaired by a third party.
- Repair of problems caused by unauthorized alterations or attempted repair.
- Non-remedial work, including but not limited to administration and operator procedures, reprogramming, and operator or user training.
- Problem determination and/or work performed to repair or resolve issues with non-covered products; for example, any hardware or software products not specifically listed on the service order form.
- Any file or video backup or restoration.
- Completion and test of incomplete application programming or system integration if not performed by Motorola Solutions and specifically listed as covered.
- Use of Software or Firmware releases, except as provided for under the responsibilities outlined in this document.
- Accidental damage, chemical or liquid damage, or other damage caused outside of normal device operating specifications, unless the Customer has purchased the optional Essential Service with Accidental Damage and Advanced Replacement package.
- Cosmetic imperfections that do not affect the functionality of the device.

Where a Body Worn Camera device is submitted for repair that is outside the scope of Service, such repair may be quoted by Motorola Solutions for additional cost in accordance with Motorola Solutions' standard Time and Materials (T&M) rates and terms and conditions. Motorola Solutions will notify the Customer of any incremental charges related to the aforementioned exclusions prior to completing the repair and said repair will be subject to acceptance of the quotation by the Customer.

Software support for unauthorized modifications, or other misuse of the device software, is not covered under this Agreement.



Access to the software and firmware releases for updating the device under this SOW is available only for the device named in the Agreement. Software updates to any additional devices are expressly excluded and prohibited. Notwithstanding the foregoing, Motorola Solutions may, at its sole discretion, include coverage for other devices.

Any implementation tools not required to support the device software and firmware updates are excluded from coverage.

1.6. MOTOROLA SOLUTIONS IS NOT OBLIGATED TO PROVIDE SUPPORT FOR ANY DEVICE:

- That has been repaired, tampered with, altered or modified (including the unauthorized installation of any software) — except by Motorola Solutions authorized service personnel.
- That has been subjected to unusual physical or electrical stress, abuse, or forces or exposure beyond normal use within the specified operational and environmental parameters set forth in the applicable product specification.
- If Customer fails to comply with the obligations contained in the product purchase agreement and/or the applicable software license agreement and/or Motorola Solutions terms and conditions of service.

1.7. ESSENTIAL SERVICE WITH ACCIDENTAL DAMAGE REPAIR AND ADVANCED REPLACEMENT

1.7.1. Description of Services and Obligations

Accidental Damage coverage is an optional, prepaid service that adds coverage for accidentally damaged BWC devices. Accidental Damage coverage must be purchased together with, or within 90 days of, a qualifying Motorola Solutions device purchase. This three (3) or five (5) year service offer reduces unexpected expenses related to the repair of the device. Accidental Damage and Advanced Replacement coverage includes all services provided under Essential Service, plus additional coverage for Accidental Damage and Advanced Replacement of the damaged device.

Examples of repairs covered under Accidental Damage include:

- Electrical repair for failures caused by accidental water or chemical damage
- Electrical repair for accidental internal damage
- Replacement of accidentally cracked or broken housings.
- Replacement of accidentally cracked or broken camera lens or displays.
- Replacement of accidentally cracked or broken or missing buttons, knobs, or keypads

Repair or Replacement. Motorola Solutions will provide repair or replacement of a BWC device, at its option, with a five (5) business day in-house turnaround time, excluding weekends and holidays, provided the device is delivered to the repair center by 9:00 a.m. (local repair center time), and replacement parts, components, and/or devices are available. Repair may include the replacement of parts, or boards with new parts or complete boards or, at Motorola Solutions option, with functionally equivalent, reconditioned parts, boards, or with a new replacement or refurbished device. All replaced parts, boards or devices will become the property of Motorola Solutions. Turnaround time represents the time a product spends in the repair process; it does not include time in transit, including customs clearance.

Serial Numbers. If the Accidental Damage Service is purchased with the device, in the same order, using Motorola Solutions' Partner Hub Portal, OCC, or CPQ when ordering, the hardware serial number(s) are



automatically captured and included in the Service Agreement. If Accidental Damage Service is purchased within 90 days of device shipment, the Customer must provide a complete list, preferably in electronic format, or by completing a Service Order Form (SOF), of all hardware serial numbers to be covered under the Agreement.

Initiating Repair. When initiating a repair, the Customer must contact Motorola Solutions to obtain a Return Material Authorization (RMA) number for each faulty BWC device. The Customer can submit a repair, and request an RMA, via the Partner Hub Portal, or by contacting the Motorola Solutions' Service Desk. If two-way shipping is included, the customer can generate a shipping label via Partner Hub, or by contacting the Motorola Solutions Service Desk. The Return Material Authorization (RMA) must be included with the device when shipped to the Authorized Motorola Repair Center.

- Only the BWC device should be returned for repair. The battery must be removed before shipping the device to a Motorola Solutions Repair Center.
- Device accessories should not be included when returning a device to a Motorola Solutions Repair Center for repair. Accessories include batteries, chargers or charging stations, cables, mounts, and clips.
- The SIM card must remain in the device, and intact, when the device is shipped to a Motorola Solutions Repair Center. If the SIM card is removed, or if any evidence of SIM card tampering is found, including disassembling of the device, the warranty will be null and void.

Motorola Solutions is not responsible for any accessories, or device batteries, that are shipped with the device for repair.

Advanced Replacement. Under Accidental Damage and Advanced Replacement Service, Motorola Solutions will provide Advanced Replacement for the damaged device. Motorola Solutions will ship a new or refurbished replacement device to the Customer within two (2) business days of receiving the Customer repair request, subject to availability of replacement devices. Business days do not include weekends or holidays.

The Customer must return the defective or damaged device to a Motorola Solutions Repair Center within 60 days after receiving the replacement device. Failure to return the damaged device to Motorola Solutions will result in an additional Customer charge for the replacement device.

When returning a device for Advanced Replacement, device accessories should not be included. Accessories include batteries, chargers or charging stations, cables, mounts, and clips.

Motorola Solutions is not responsible for any accessories that are shipped with the device.

1.8. ACCIDENTAL DAMAGE AND ADVANCED REPLACEMENT LIMITATIONS AND RESTRICTIONS

Customer will incur additional charges at the prevailing rates for any of the following activities, which are not covered under this Agreement:

- Replacement of consumable parts or accessories, as defined by product, including but not limited to batteries, chargers, charging stations, mounts, and clips.
- Repair of problems caused by natural or manmade disasters, including but not limited to fire, theft and floods that would cause internal or external component damage or destruction.
- Repair of problems caused by third parties' Software, accessories or peripherals not approved in writing by Motorola Solutions for use with the device.
- Repair of problems caused by using the device outside of the product's operational and environmental specifications, including improper handling, carelessness or reckless use, or repair by a third party.



- Repair of problems caused by unauthorized alterations or attempted repair.
- Non-remedial work, including but not limited to administration and operator procedures, reprogramming, and operator or user training.
- Problem determination and/or work performed to repair or resolve issues with non-covered products; for example, any hardware or software products not specifically listed on the service order form.
- Any file or video backup or restoration.
- Completion and test of incomplete application programming or system integration if not performed by Motorola Solutions and specifically listed as covered.
- Use of Software or Firmware releases except as provided for under the responsibilities outlined in this document.

There is a maximum limit of one (1) Body Worn Camera device repair, per contract year, for Essential Service with Accidental Damage and Advanced Replacement.

Where ongoing "Accidental Damage" repair is deemed by Motorola Solutions to be excessive, systemic, or the result of device mishandling, the Customer may be subject to an additional charge. Should the accidental damage continue unabated, the Customer will incur repair charges at Motorola Solutions' discretion and prevailing charges for devices deemed by Motorola Solutions to have been damaged through improper handling, carelessness or reckless use.

