



City of Clintonville
Police and Fire Commission Meeting
At Clintonville City Hall
50 10th Street
3:45 PM – Monday, January 12, 2026

**Jason Klein
Matt Edwards
Terry Lorge
Greg Moyer
Jeanine Supanich**

Please turn off/silence cell phones and any other electronics that could be distracting during our meeting.

Agenda

1. Call to Order; Roll Call
2. Approval of Agenda
3. Citizens Forum – This is a chance for citizens to make comments. No action or lengthy discussions can take place as a result of comments made at this time.
4. Approval of Minutes
 - a. Approval of Minutes from October 25, 2025
5. Convene into Closed Session Convene into Closed Session
 - a. The Police and Fire Commission may convene into closes session per § 19.85(1)(c) Considering employment, promotion, compensation or performance evaluation data of any public employee over which the government body has jurisdiction or exercises responsibility/Part-time Patrol Officer
6. Reconvene into Open Session Reconvene into Open Session
 - a. Discussion/Possible Action Regarding Part-time Patrol Officer
7. Supplemental Items Supplemental Items
 - a. Police Department Reports
 - b. Fire Department Reports
8. Adjournment

Posted: Clintonville City Hall - Clintonville Public Library - Community Center

Please note, upon reasonable notice, efforts will be made to accommodate the needs of disabled individuals through appropriate aids and services. For additional information or to request this service, contact City Hall at 715-823-7600

This is to notify the public that a majority of the Council members may be present, however, no actual City Council action will be taken.

Posted: Clintonville City Hall - Clintonville Public Library - Community Center

Please note, upon reasonable notice, efforts will be made to accommodate the needs of disabled individuals through appropriate aids and services. For additional information or to request this service, contact City Hall at 715-823-7600

Posted: Clintonville City Hall - Clintonville Public Library - Community Center

Please note, upon reasonable notice, efforts will be made to accommodate the needs of disabled individuals through appropriate aids and services. For additional information or to request this service, contact City Hall at 715-823-7600

Clintonville Police & Fire Commission Meeting
October 25, 2025

Called to Order: Terry Lorge called the meeting of the Police and Fire Commission to order at 3:48 p.m. **Members Present:** Terry Lorge, Greg Moyer, Matt Edwards, and Jeanine Supanich **Absent:** Jason Klein **Others Present:** Police Chief Craig Freitag and Recording Secretary Nicholas Pues

Supanich/Moyer m/s/c to approve the agenda.

Edwards/Supanich m/s/c to approve minutes from August 25, 2025.

FIRE DEPARTMENT

Supanich/Moyer m/s/c u/roll to adjourn into closed session according to Wis. Stats. 19.85(1)(c) to consider employment, promotion, compensation, or performance evaluation data of any public employee over which the governmental body has jurisdiction or exercise responsibility/Hiring of a Clerk Dispatcher, to include Freitag and Pues.

Reconvened into open session.

Moyer/Supanich m/s/u to hire John Kollmorgen and Kimberly Gloede as Clerk Dispatchers per their interviews. Both are contingent on background checks being successful.

Adjourn: Supanich/Edwards m/s/c to adjourn at 4:10 p.m.

Respectfully submitted,

Nicholas Pues, Recording Secretary



Clintonville Police Department

Law Total Incident Report, by Nature of Incident

<u>Nature of Incident</u>	<u>Total Incidents</u>
911 HANGUP CALL	13
MISDIALED 911 CALLS	2
Agency Assistance	15
Alarm	6
Ambulance	28
ANIMAL BITE	2
ANIMAL NEGLECT/SUSPECTED	1
Animal Noise	3
Animal Problem	4
ASSIST BUSINESS WITH QUESTIONS	3
Business/Building Check(s)	113
CAR DEER	2
Citizen Assist	13
Community Engagment	1
Criminal Mischief	1
DEATHS	1
Disabled vehicle	1
Disorderly Conduct	3
Domestic Disturbance	2
Controlled Substance Problem	4
Elder Abuse	1
Escort	2
Extra Patrol	95
FAMILY	4
Fire	2
FIRE ALARM	2
FOLLOW UP	2
Fraud	3
GAS LEAK	1
Harassment	3
HIT & RUN 10-50	2
ILLEGAL DUMPING	1
Information Report	1
CALLS FOR K-9	1
Lockout	8
Lost Property	3
MENTAL HEALTH	1
Mutual Aid	11
Motor vehicle crash with damag	10
NOISE COMPLAINT	5
OPEN DOOR AT BUSINESS/RESDI	4
Ordinance Violation	2
OPERATING WHILE INTOXICATED	1
PAPER SERVICE	4

<u>Nature of Incident</u>	<u>Total Incidents</u>
Parking Enforcement	95
Property Damage, Not Vandalism	1
Repossession	1
School-Xtra Patrol	18
Sex Offense	4
SRO Presentation	2
STRAY ANIMAL	8
SUSPICIOUS VEHICLE	2
SUSPICIOUS PERSON	1
Suspicious Circumstnce	23
Tavern Check(s)	14
Theft	3
Threatening	2
TRAFFIC	6
Traffic Hazard	2
Traffic Stop	50
Trespassing	1
TRUANCY VIOLATION	3
Utility Problem	2
WARRANT PICKUP	3
WELFARE CHECK	21

Total reported: 649

Report Includes:

All dates between `00:00:00 12/01/25` and `23:59:59 12/31/25`, All agencies matching `CLPD`, All natures, All locations, All responsible officers, All dispositions, All clearance codes, All observed offenses, All reported offenses, All offense codes, All circumstance codes



Clintonville Police Department

Total Traffic Citation Report, by Violation

<u>Violation</u>	<u>Description</u>	<u>Total</u>
341.04(1)	Non-registration auto <10,000#	3
343.44(1)(a)	Operate while suspended	3
343.44(1)(b)&(2)(ar)2	Operate MV while Rev. Rev due to alcohol/cont/subst/refusal	1
344.62(1)	FAIL TO HAVE VEHICLE INSURANCE	3
346.05(1)	Operate left of center	2
346.14(1m)	Follow too close - auto	1
346.57(3)	Driving too fast for condition	1
346.57(4)(e)	Speeding on City Hwy. (1-10 MPH)	1
346.57(5)	Exceed zones and posted limits (1-10MPH)	2
346.63(1)(B)*2	Operating with PAC	1
346.63(1)(a)*1	OWI-1st Offense	1
346.63(1)(b)	Prohibited alcohol concentra	1
346.69	Hit and run-property adj hwy	1
346.70(1)	Fail notify police of accident	1
347.06(1)	Operation w/o required lamps	1
347.413(1)*1	FAILURE TO INSTALL IGNITION INTERLOCK DEVICE/TAMPERING/VIOULATE ORDER RESTRICT OPERATE PRIVILEGE	1
9.961.573	POSS DRUG PARPHERNALIA	2
CLPD 10.06	Junk- Vehicles- Firewood- Rec. Equipment	4
CLPD 9.04	Marijuana- Possession and Use Prohibited	1
CLPD 9.046(1)	Possession or use of electronic device/vapor products	2
CLPD 9.947.01	Disorderly Conduct - Major	1
CLPD 9.961.573	Possession of Drug Paraphernalia	2
CLPD 9.046(1)	Possession Use Electronic Device Vapor Products	2

Report Totals

38

Report Includes:

All dates of issue between '00:00:00 12/01/25' and '23:59:59 12/31/25', All agencies matching 'CLPD', All issuing officers, All areas, All courts, All offense codes, All dispositions, All citation/warning types



Clintonville Police Department

35 S. CLINTON AVENUE, CLINTONVILLE, WI 54929

Phone (715) 823-3117 Fax (715) 823-1321 www.clintonvillewi.gov

Craig A. Freitag
Chief of Police

Dennis L. Schroeder
Captain

Clintonville Police Department Use of Force Analysis (2020-2025)

Introduction

In 2020, the Clintonville Police Department began systematically tracking use-of-force incidents. This report analyzes data collected over six years, from 2020 to 2025, to provide a comprehensive understanding of the department's use of force. The analysis will cover the total number of incidents, types of force used, demographics of involved individuals (age, gender, race), and the average number of incidents per officer.

Total Number of Use-of-Force Incidents

Over the 6 years we collected data, we observed a 50% decrease in use-of-force incidents from 2020-2025. The analysis shows that the highest number of use-of-force incidents occurred in 2020, with 18 incidents recorded. Conversely, 2024 recorded the fewest incidents at 7, while 2025 recorded 9. In total, 71 use-of-force incidents were reported during this timeframe.

Breakdown of Officer Incidents

The report also highlights the distribution of incidents among officers:

- 0 incidents: 15 officers (18.99%)
- 1 incident: 32 officers (40.51%)
- 2 incidents: 14 officers (17.72%)
- 3 incidents: 10 officers (12.66%)
- 4 incidents: 4 officers (5.06%)
- 5 incidents: 3 officers (3.8%)
- 6 incidents: 1 officer (1.27%)

Temporal Distribution of Incidents

The report categorizes the 71 incidents by day of the week:

- Monday: 15 incidents (20.25%)
- Tuesday: 9 incidents (13.92%)
- Wednesday: 6 incidents (10.13%)
- Thursday: 3 incidents (3.38%)
- Friday: 14 incidents (17.72%)
- Saturday: 12 incidents (16.9%)
- Sunday: 12 incidents (16.9%)

The timing of these incidents was also analyzed across three shifts:

- A Shift (6:30 AM - 2:30 PM): 17 incidents (23.94%)
- C Shift (2:30 PM - 10:30 PM): 32 incidents (45.07%)
- E Shift (10:30 PM - 6:30 AM): 22 incidents (30.99%)

Notably, 22 incidents (30.99%) involved individuals who were intoxicated at the time of the encounter.

Types of Force Used

The use of force incidents were categorized into three primary types, in line with the state DAAT (Defense and Arrest Tactics) training manual:

1. Control Alternatives: The lowest level of force, which includes verbal commands and physical control

techniques.

2. Protective Alternatives: These involve physical strikes when control alternatives have proven ineffective.

3. Deadly Force: Force used that will likely cause the death of the suspect.

Within the analyzed timeframe:

- Control alternatives were used 58 times
- Protective alternatives were used 14 times
- Deadly force was not used at all

Breakdown of Control and Protective Alternatives

A further breakdown shows how various control measures were employed:

- Firearms: 32 instances (35.16%)
- Taser: 26 instances (28.57%), with 19 instances (73.08%) being only threats and seven instances (26.92%) of actual deployment.
- Empty Hand Control: 28 instances (30.77%)
- Less Lethal Bean Bag: 3 instances (3.3%)
- Strikes: 2 instances (2.2%)

Types of Calls Responded To

Officers responded to a range of initial calls, with the following distribution:

- Domestic: 20.25%
- Traffic Stop: 12.66%
- Disturbance: 7.59%
- Agency Assist: 11.39%
- Disorderly Conduct: 8.86%
- Suicidal/Mental Health: 7.59%
- Arrest Warrant: 6.33%
- Search Warrant: 7.59%
- 911 Hang-up: 1.27%
- Other: 10.13%

Demographics of Suspects

A total of 73 individuals were subjected to the use of force:

- Gender:
 - Male: 58 (79.45%)
 - Female: 15 (20.55%)
- Race:
 - White: 62 (84.93%)
 - African American: 2 (2.74%)
 - Asian: 1 (1.37%)
 - Native American: 4 (5.48%)
 - Hispanic: 3 (4.4%)
 - Other: 1 (1.37%)

Injuries Resulting from Use of Force

In terms of physical injuries resulting from the use of force:

- No injuries: 64 individuals (87.67%)
- Minor injuries (cuts and scrapes): 9 individuals (12.33%)
- Major injury: 1 individual (1.37%)

Conclusion

The Clintonville Police Department's analysis of use-of-force incidents from 2020 to 2025 reveals critical insights into the frequency, nature, and outcomes of such encounters. By understanding these trends, the department can develop strategies to better manage use-of-force situations in the future, thereby

improving community relations and officer training. Every year, our officers have thousands of contacts with individuals. Over this period, only 71 incidents of use of force reflect that our officers are well trained, de-escalate situations, and use very little force.

Training Summary

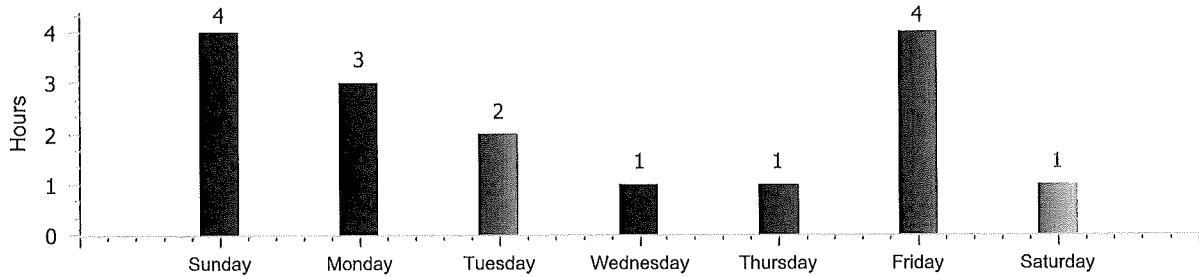


Cody Rollin and K9 Thor, Clintonville Police Dept
 Using all 14 Records from December 1, 2025 to December 31, 2025

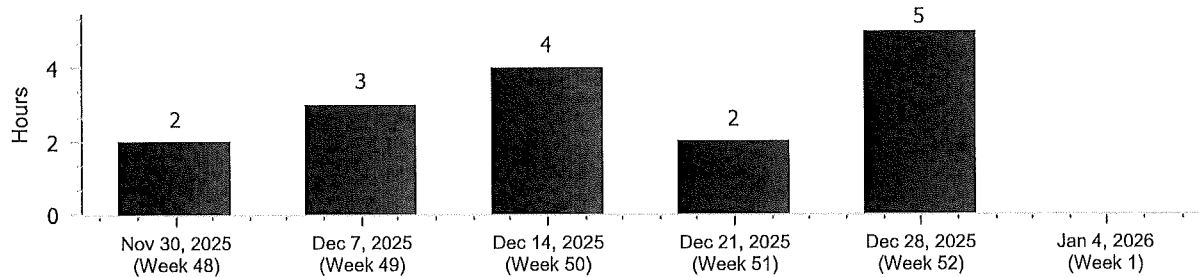
Overview

Total Training Time:	16.0 hours	Total Event Duration:	16.0 hours
Events Attended:	14	Avg. Event Time:	1.1 hours
Events With Training:	14	Performed Patrol Exercises:	7
Performed Detection Exercises:	7	Total Class Duration:	0.0 hours
Classes Attended:	0		

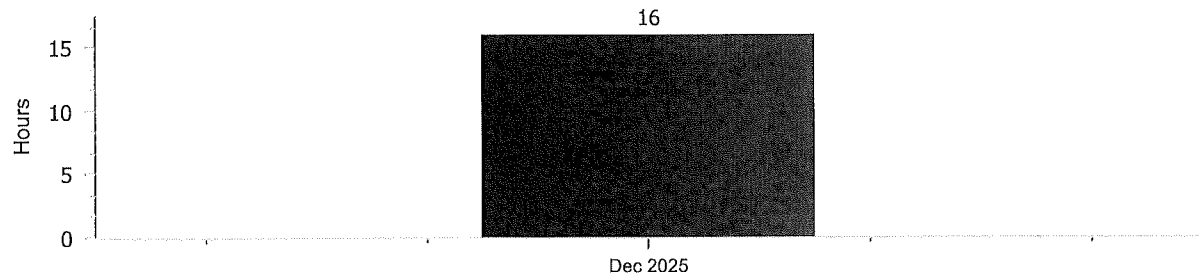
Training By Day Of Week



Training By Week



Training By Month



Training Summary

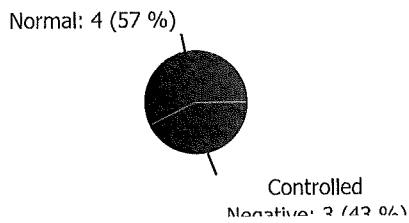
Cody Rollin and K9 Thor, Clintonville Police Dept
 Using all 14 Records from December 1, 2025 to December 31, 2025



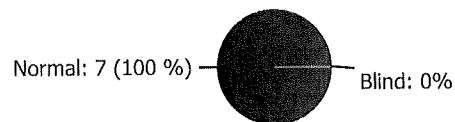
Patrol Exercise Types



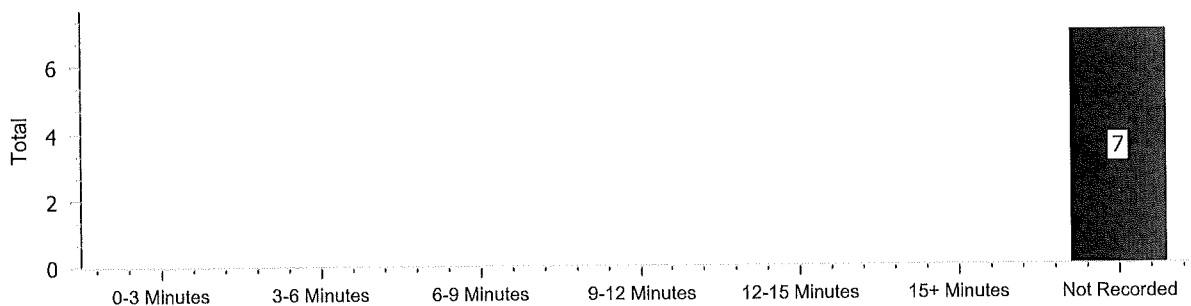
Controlled Negative Detection Exercises



Blind Detection Exercises



Detection Exercise Lengths

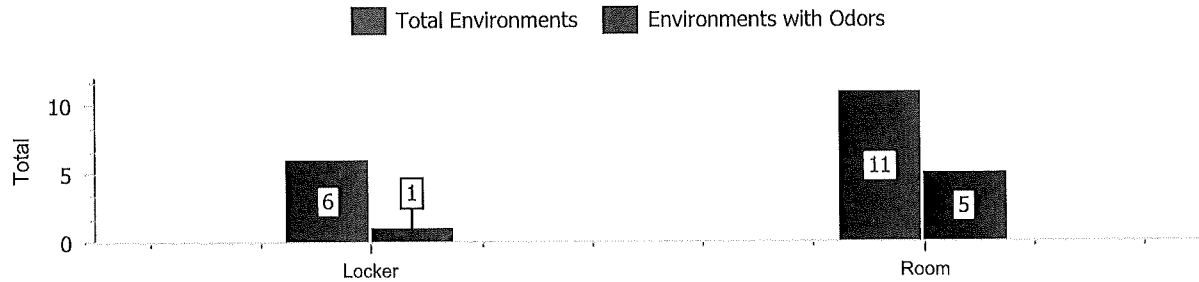


Training Summary

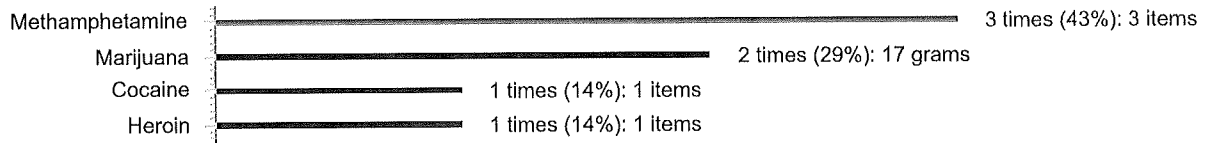
Cody Rollin and K9 Thor, Clintonville Police Dept
 Using all 14 Records from December 1, 2025 to December 31, 2025



Detection Environment Types



Drug Odors



Packaging Around Drugs

None: 7 (100%)



Deployment Summary

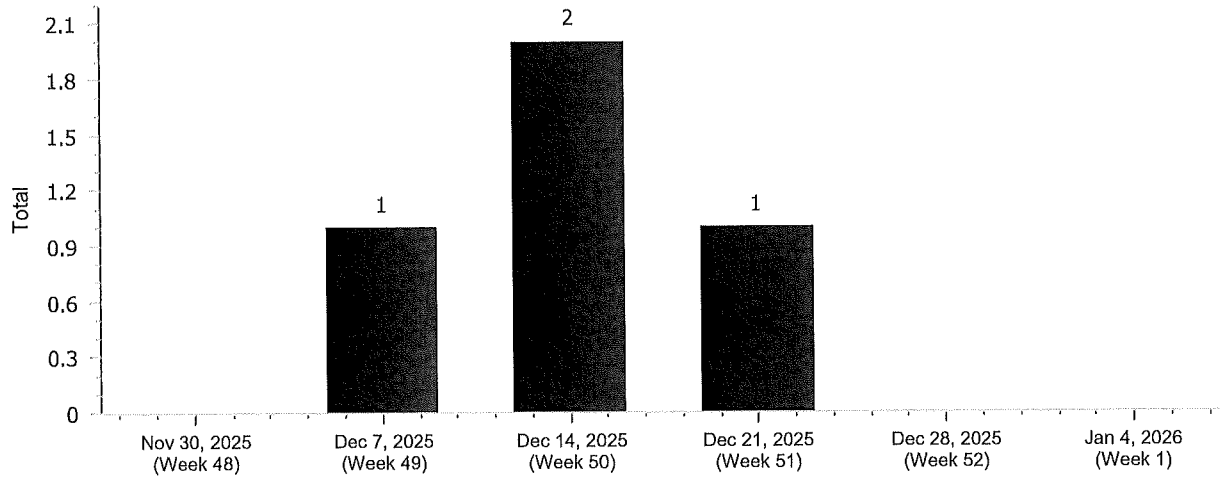


Cody Rollin and K9 Thor, Clintonville Police Dept
Using all 4 Records from December 1, 2025 to December 31, 2025


Overview

Performed Deployments:	4	Detection Deployments:	3	Patrol Deployments:	1
Not-Performed Deployments:	0	Dog Not Deployed:	0	Canceled Enroute:	0
Total Arrests:	2	Arrests With Bites:	0		

Deployments By Week



Deployments By Month



Deployment Summary

Cody Rollin and K9 Thor, Clintonville Police Dept
 Using all 4 Records from December 1, 2025 to December 31, 2025



Deployments By Day of the Week and Hour


Hour	Monday	Tuesday	Wednesday	Thursday	Friday	Saturday	Sunday
00	0	0		0	0		0
01	0	0	0	0	0	0	0
02	0	0	0	0	0	0	0
03	0	0	0	0	0	0	0
04	0	0	0	0	0	0	0
05	0	0	0	0	0	0	0
06	0	0	0	0	0	0	0
07	0	0	0	0	0	0	0
08	0	0	0	0		0	0
09	0	0	0	0	0	0	0
10	0	0	0	0		0	0
11	0	0	0	0	0	0	0
12	0	0	0	0	0	0	0
13	0	0	0	0	0	0	0
14	0	0	0	0	0	0	0
15	0	0	0	0	0	0	0
16	0	0	0	0	0	0	0
17	0	0	0	0	0	0	0
18	0	0	0	0	0	0	0
19	0	0	0	0	0	0	0
20	0	0	0	0	0	0	0
21	0	0	0	0	0	0	0
22	0	0	0	0	0	0	0
23	0	0	0	0	0	0	0
Day Total	0	0	1	0	2	1	0

Deployment Summary


Cody Rollin and K9 Thor, Clintonville Police Dept
Using all 4 Records from December 1, 2025 to December 31, 2025



Top 25 Requesting Agencies



Patrol Types



Deployment Summary

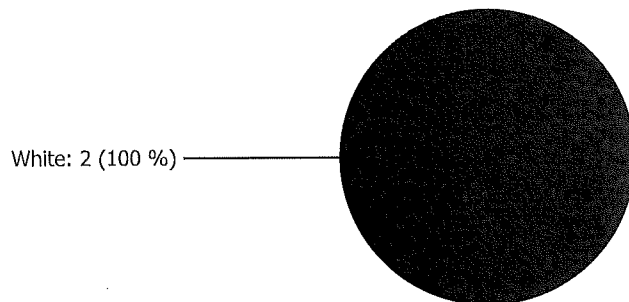
Cody Rollin and K9 Thor, Clintonville Police Dept
Using all 4 Records from December 1, 2025 to December 31, 2025



Demographic Data: Arrests

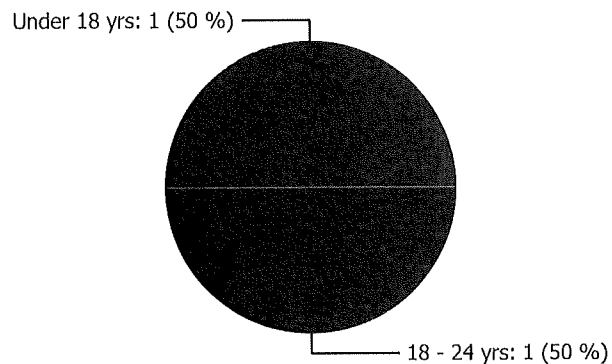
Arrests by Race/Ethnicity

Total Arrests: 2



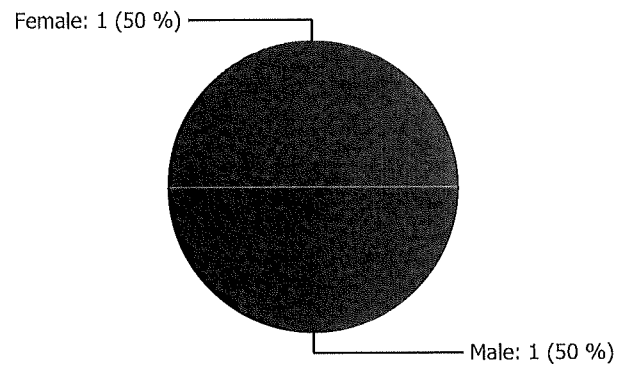
Arrests by Age

Total Arrests: 2



Arrests by Sex At Birth

Total Arrests: 2

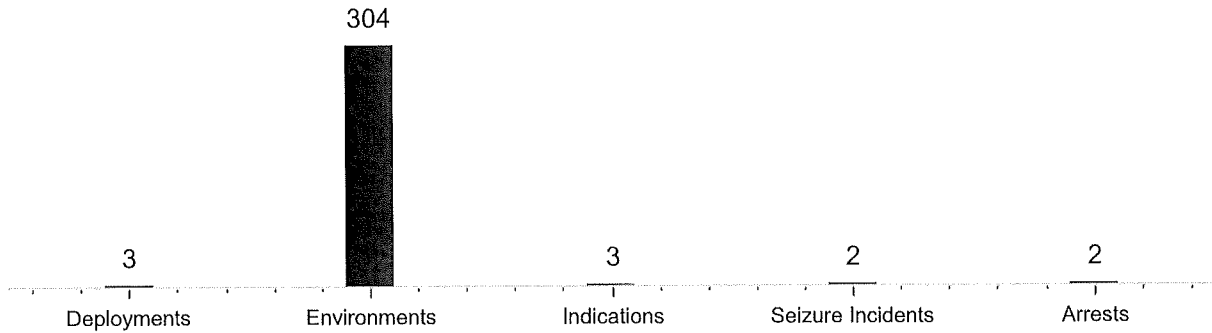


Deployment Summary

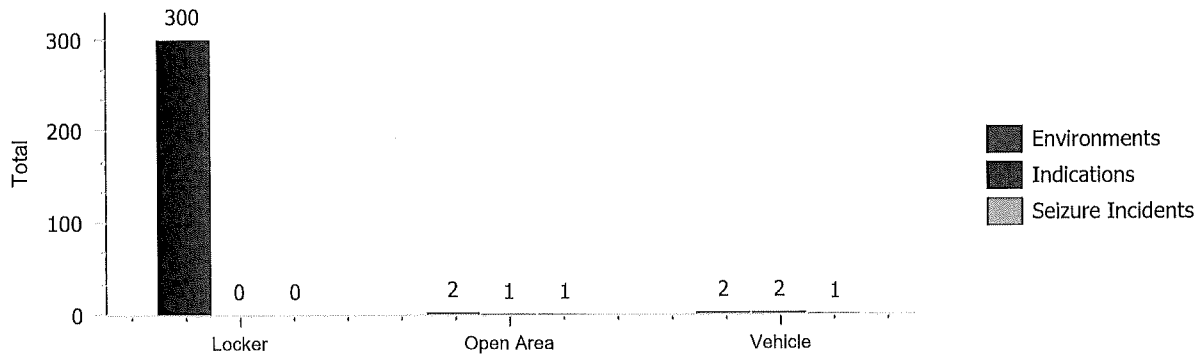
Cody Rollin and K9 Thor, Clintonville Police Dept
 Using all 4 Records from December 1, 2025 to December 31, 2025



Detection Statistics



Detection Environments



Deployment Summary

Cody Rollin and K9 Thor, Clintonville Police Dept
Using all 4 Records from December 1, 2025 to December 31, 2025



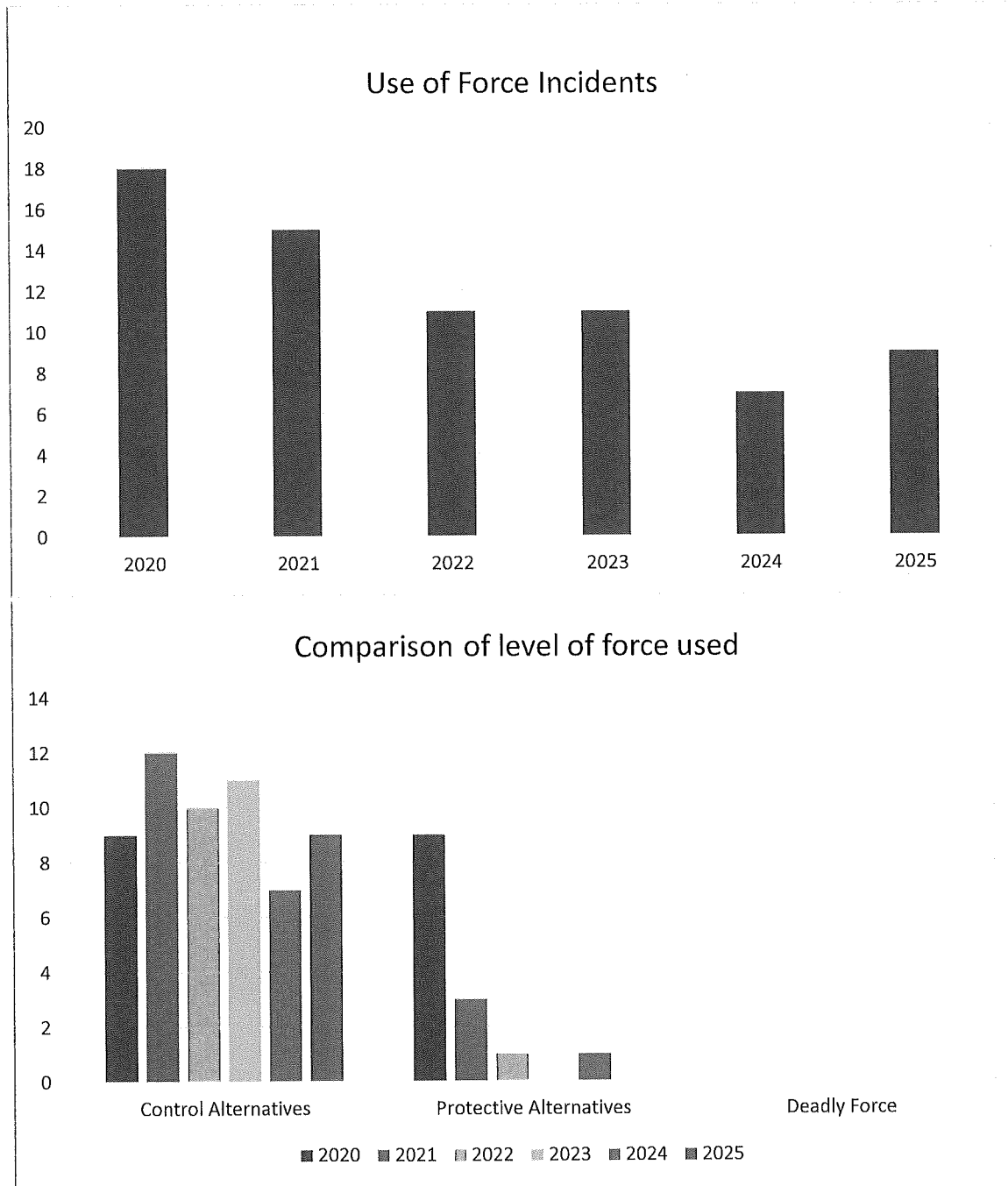
Drug Paraphernalia Indications

Paraphernalia  2 seizure incidents (100%): 6 items

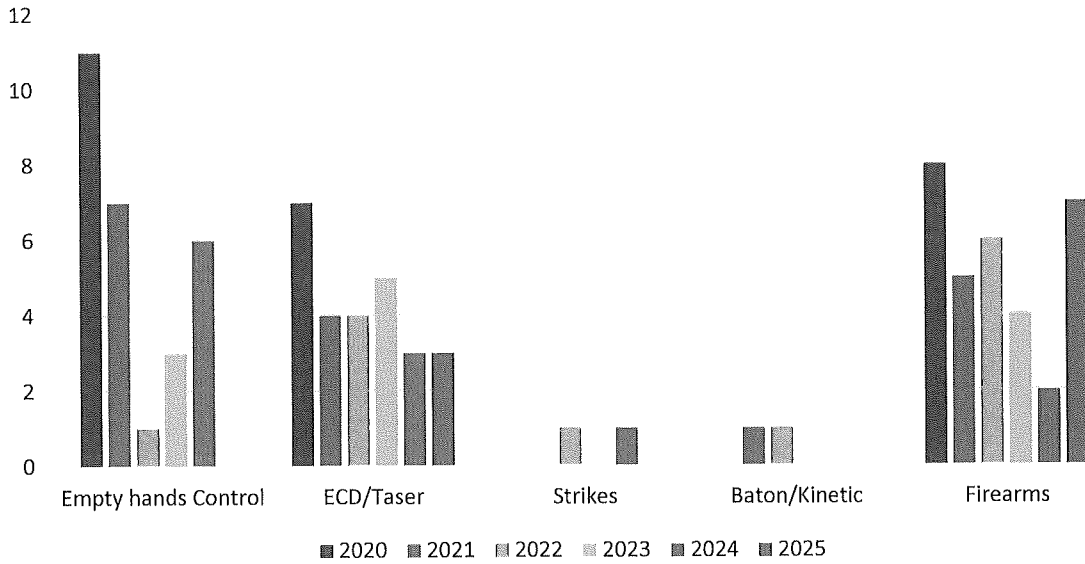
Packaging Around Drug Paraphernalia

None: 2 (100%)

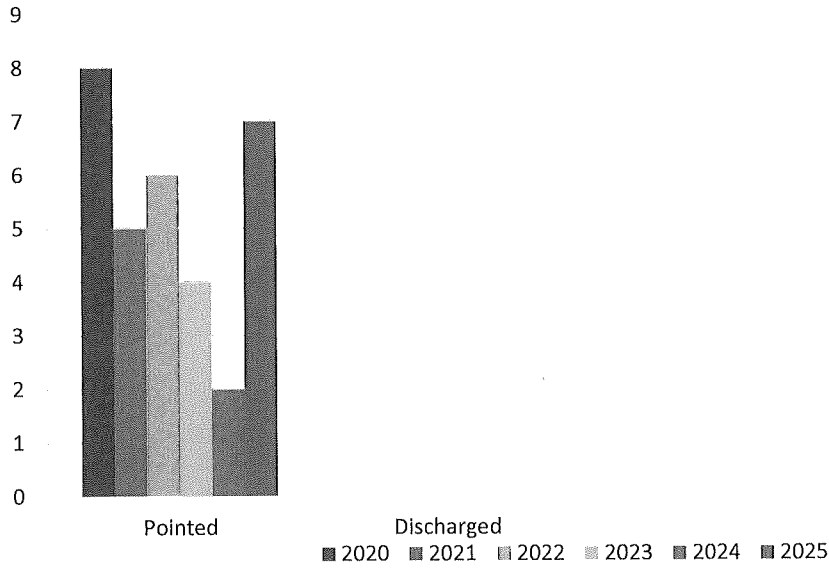
Clintonville Police Department
 2025 Use of force report



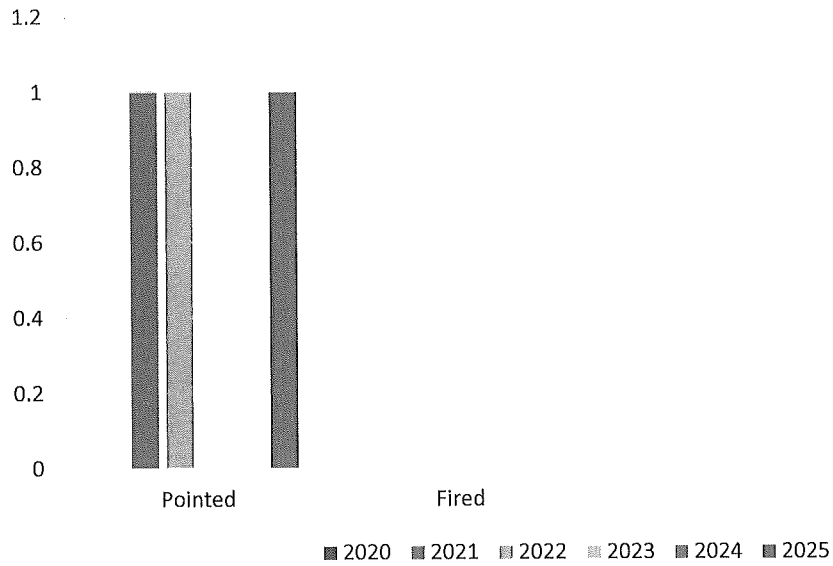
Comparison of techniques and/or tools used



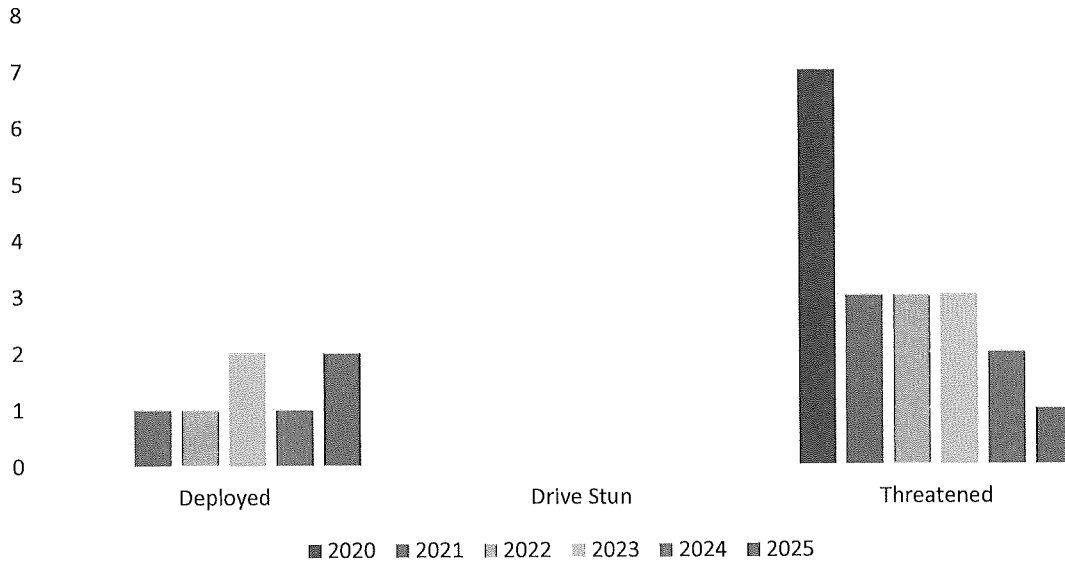
Firearms



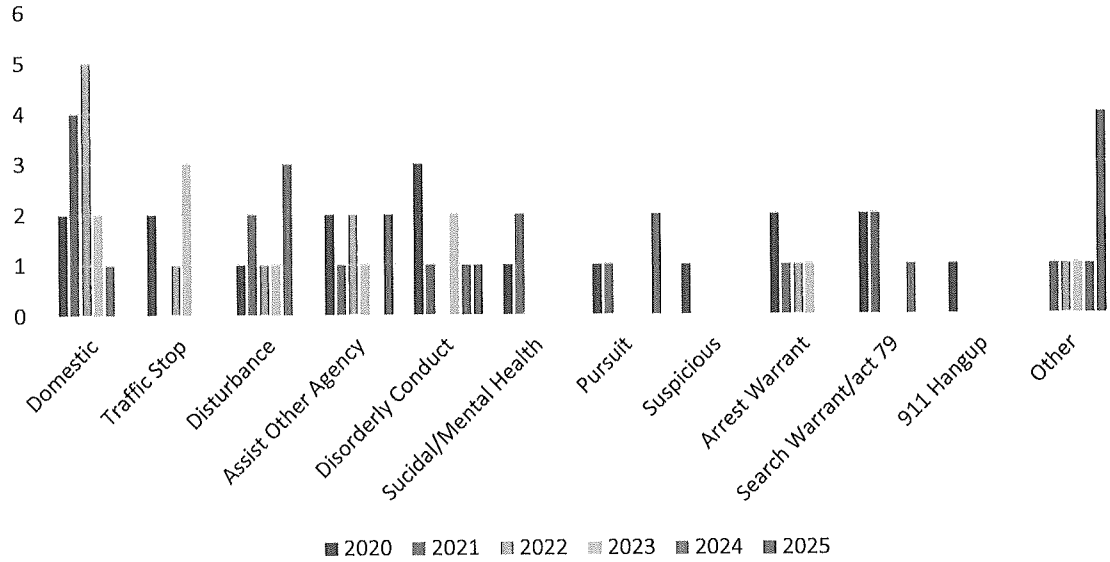
Kinetic Bean Bag



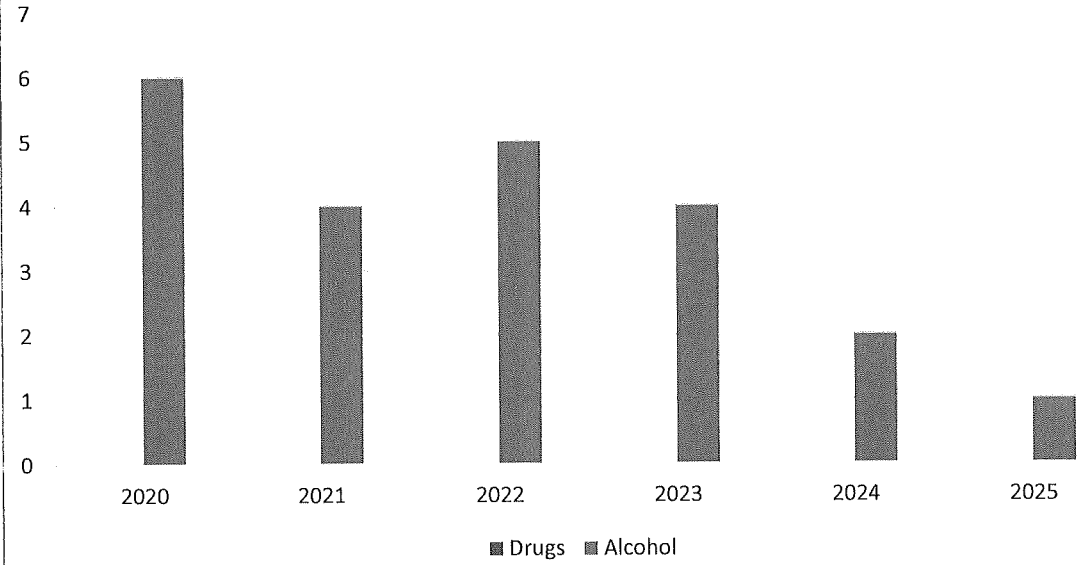
Taser Deployment

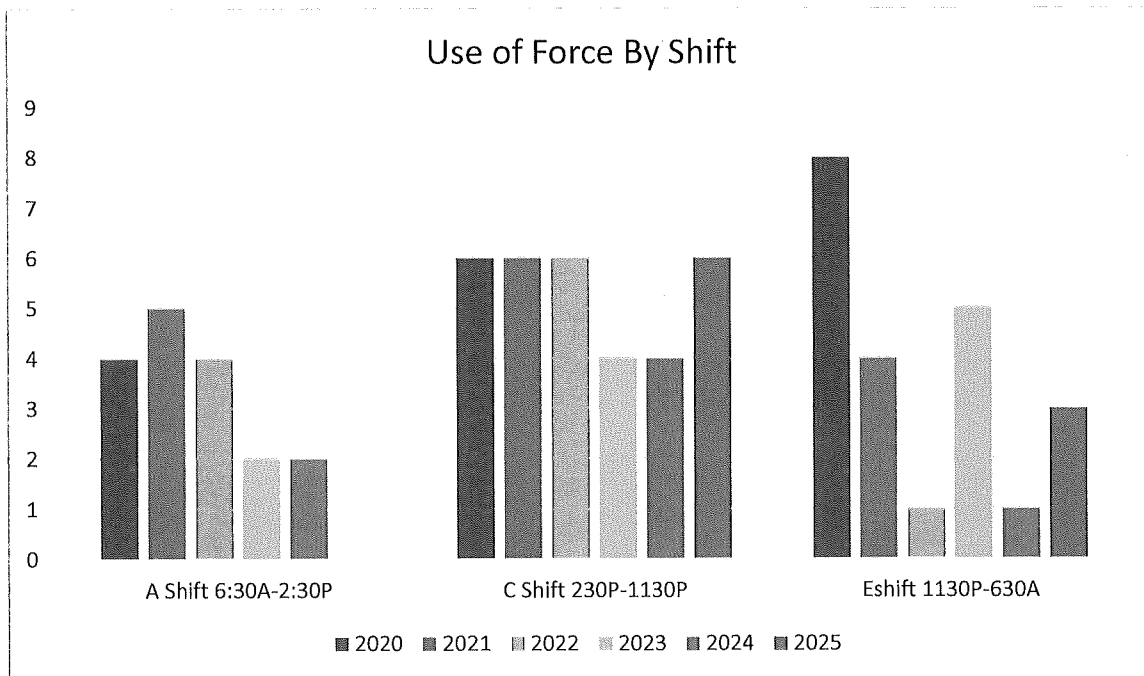
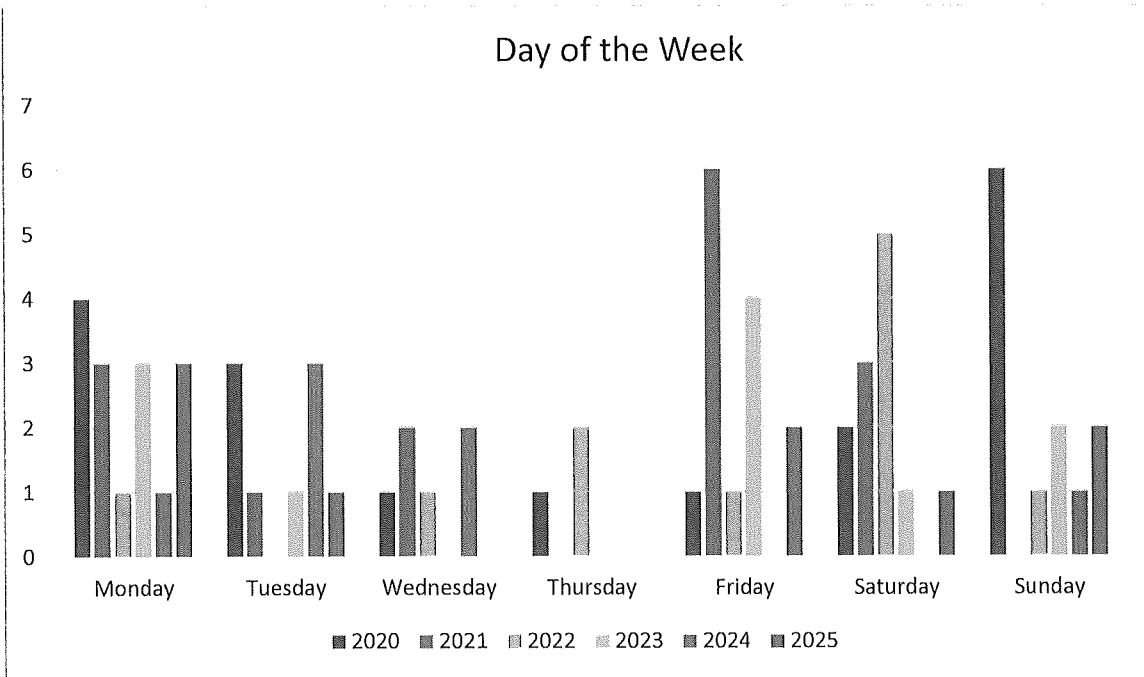


Calls Being Investigated When Use Of Force Was Necessary

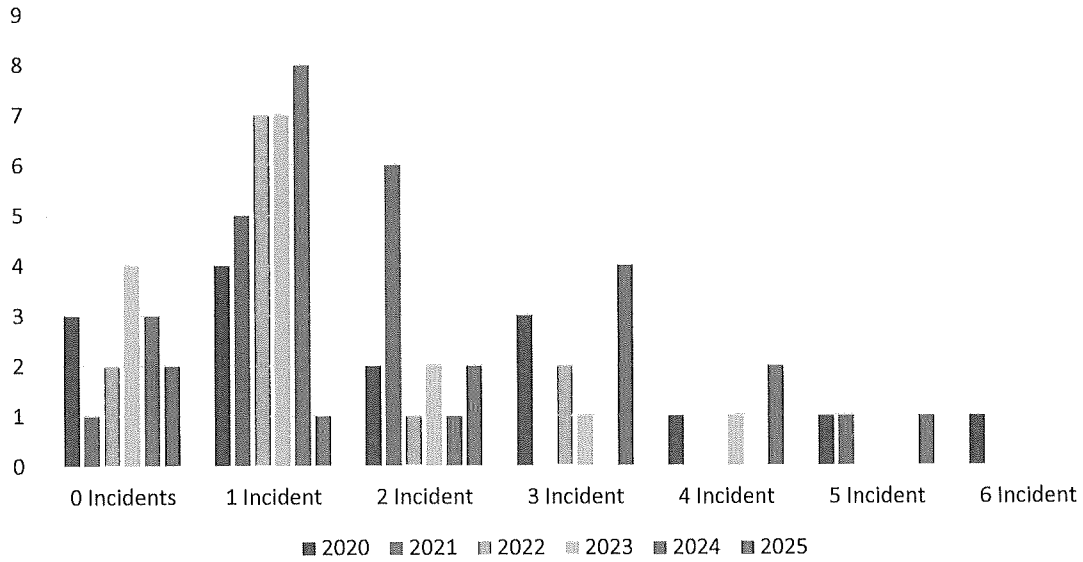


Drug or Alcohol Involved

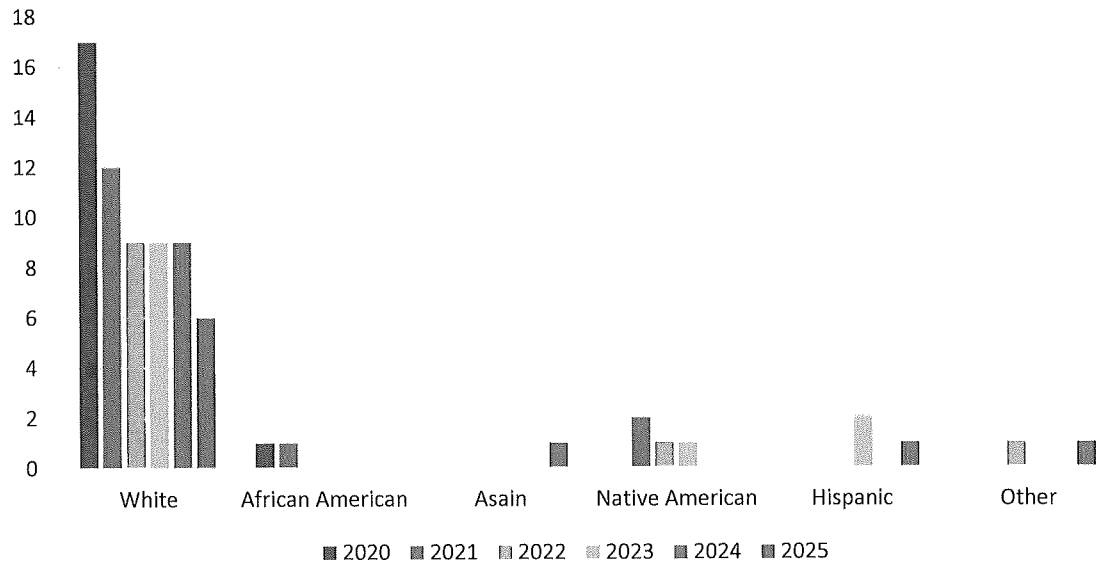




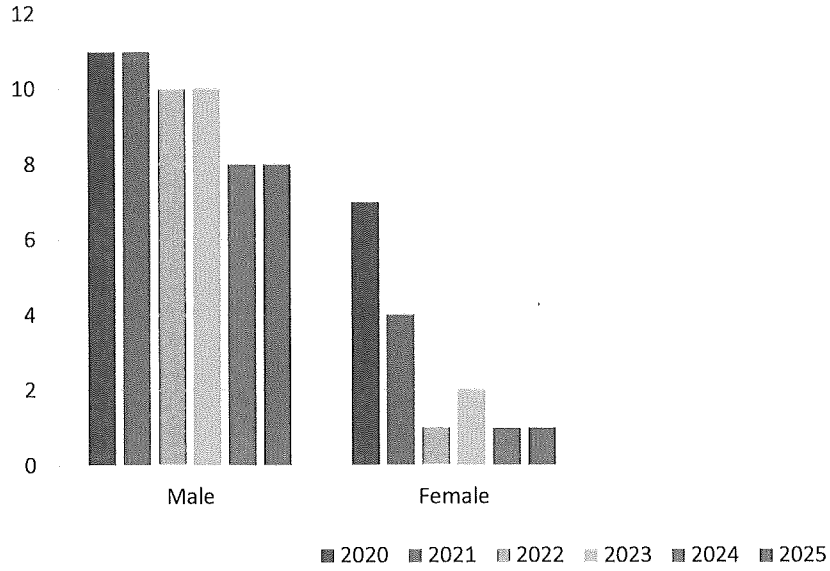
Individual Officer Analysis



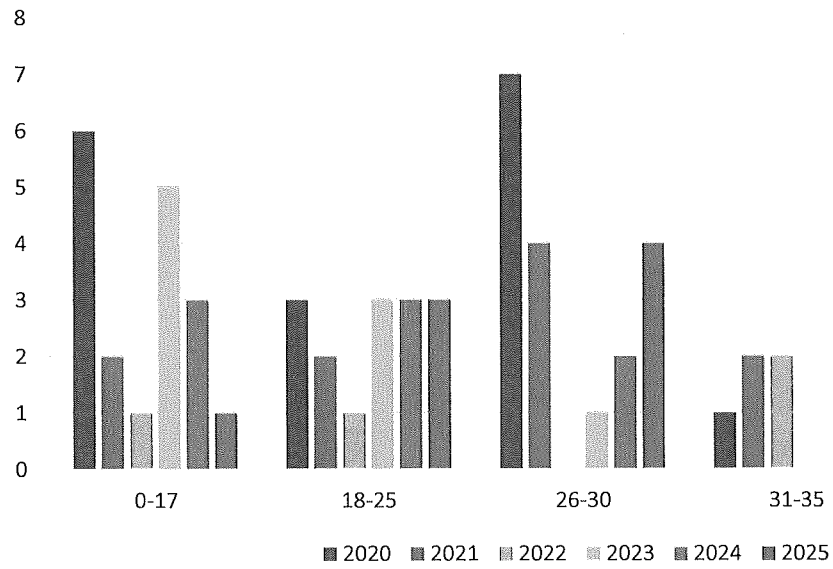
Race Analysis



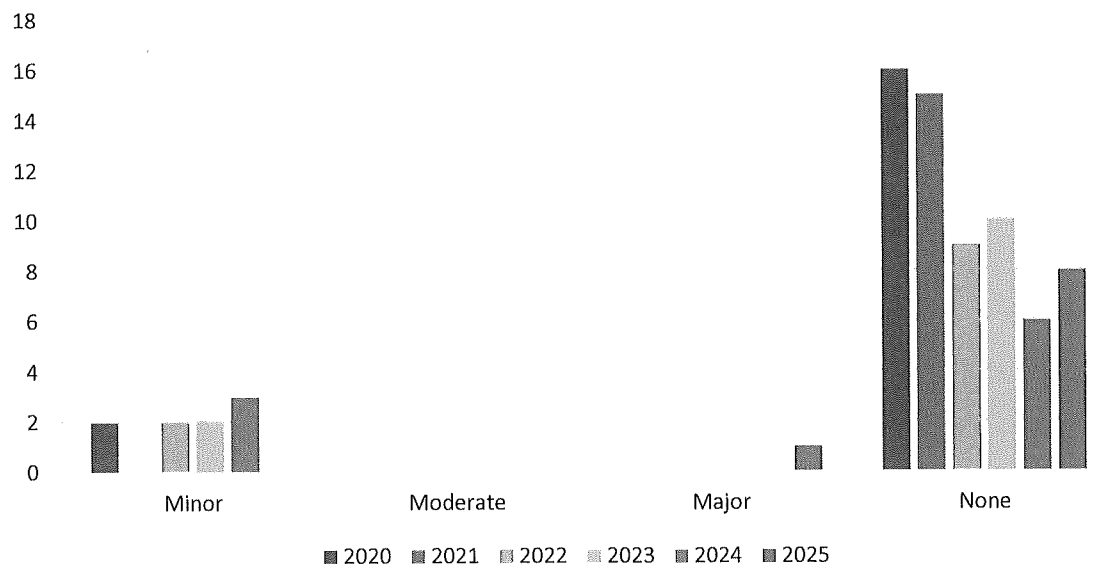
Gender Analysis



Age Analysis



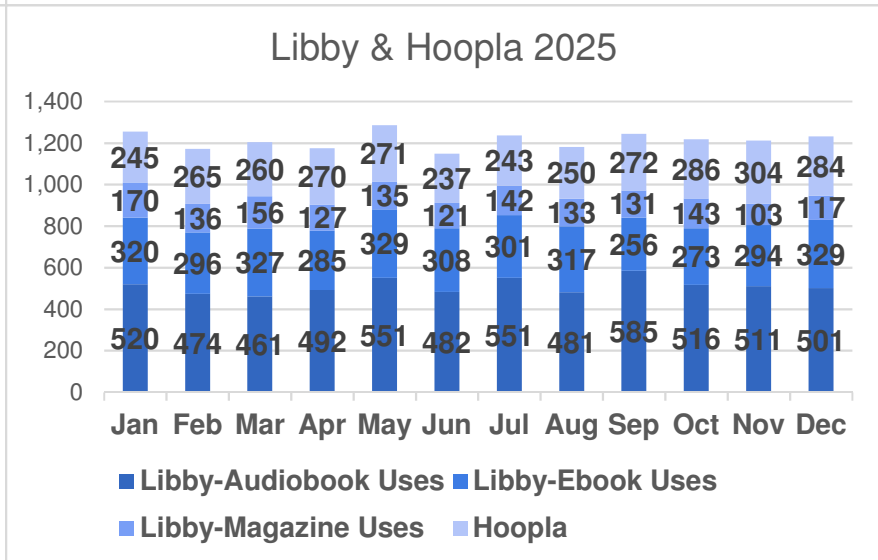
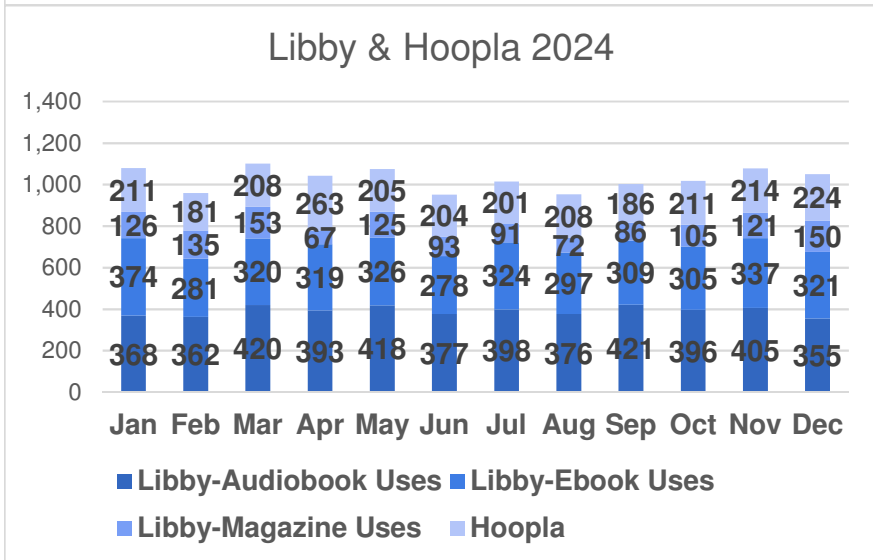
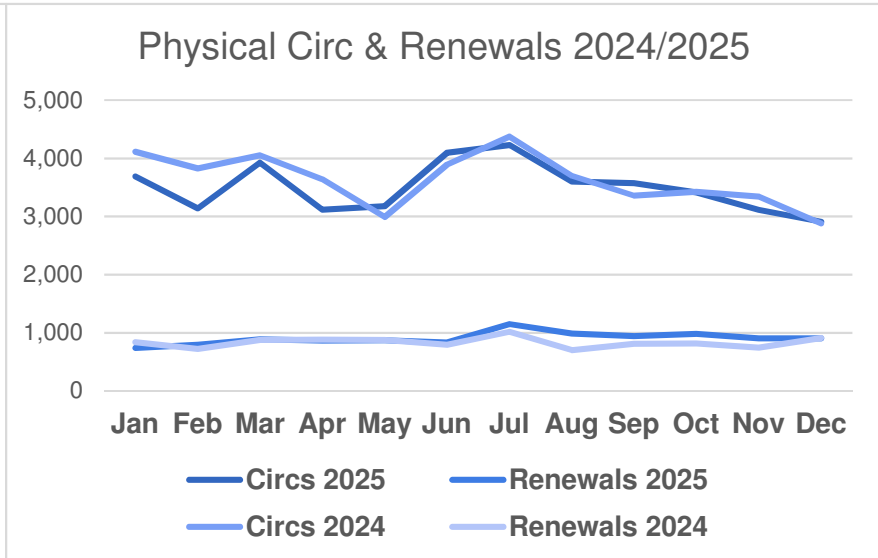
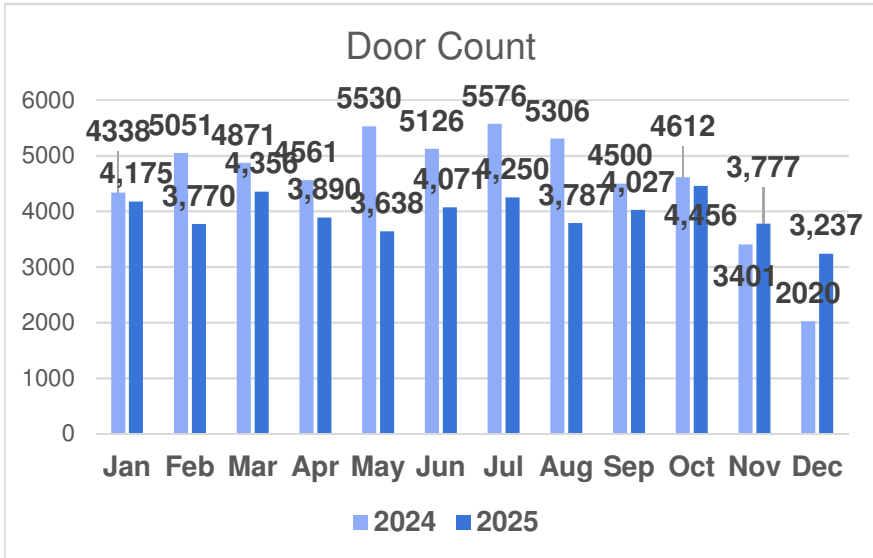
Injured By force used



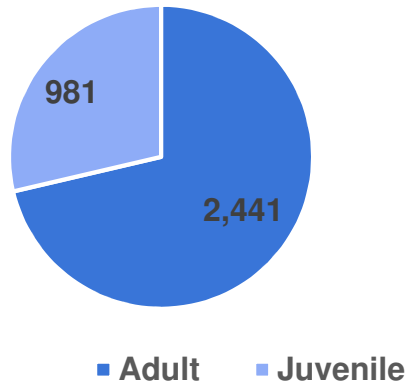
	Use of Force 2025												
	January	February	March	April	May	June	July	August	September	October	November	December	Total
Incidents	0	0	2	1	3	0	0	1	1		1	0	9
Level of force used													
Empty Hand													
OC													
Baton													
Point CEW					1								1
Deploy CEW					1						1		2
Point Firearm			2	1	2			1	1				7
Discharge firearm													
Pointed Bean Bag Shotgun				1									1
Strikes													
Calls force used on													
Domestic													
Disturbance													
Assist other agency					1				1				2
Disorderly Conduct											1		1
Traffic Stop/pursuit					1								1
Suicidal Subject/Mental Health													
Search Warrant/Act 79													
Suspicious													
Warrant													
911 hangup													
Other			3					1					4
Drug or Alcohol													
Day of the Week													
Monday					2							1	3

	January	February	March	April	May	June	July	August	September	October	November	December	Total
Tuesday									1				1
Wednesday													
Thursday													
Friday			2										2
Saturday			1										1
Sunday					1			1					2
Force by Shift	January	February	March	April	May	June	July	August	September	October	November	December	Total
A 6:30AM-2:30PM													
C 2:30PM-10:30PM			3		1			1					6
E 10:30pm-6:30am					2						1		3
Officer Involved	January	February	March	April	May	June	July	August	September	October	November	December	Total
701			2										2
702													
710			1										1
711			1		2			1					4
712			3										3
713			1		1			1					3
715													
716			2								1		3
717			2										2
719													
720			2		1			1		1			5
721			2						1				3
722													
723													
724			3					1					4
725													
726													
Race	January	February	March	April	May	June	July	August	September	October	November	December	Total
White					1			1					6
African American			2										

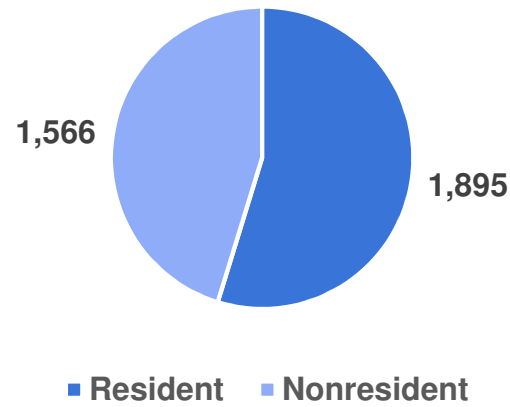
Clintonville Public Library December 2025 Programming Statistics



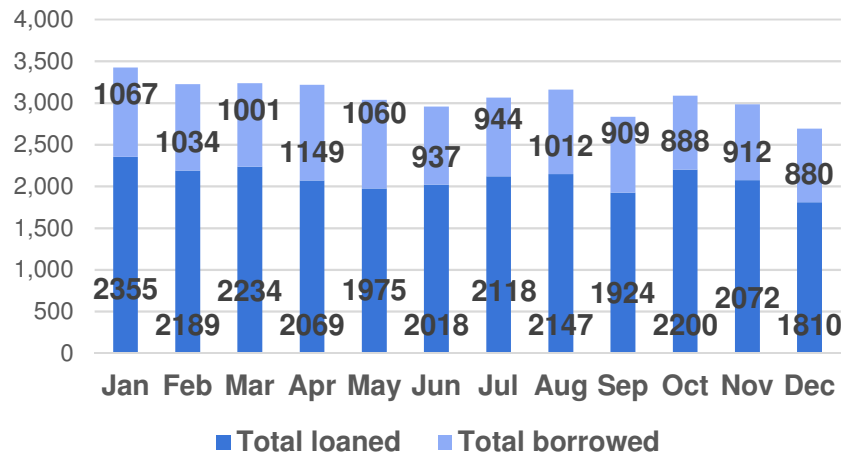
4th Quarter Registered Borrowers



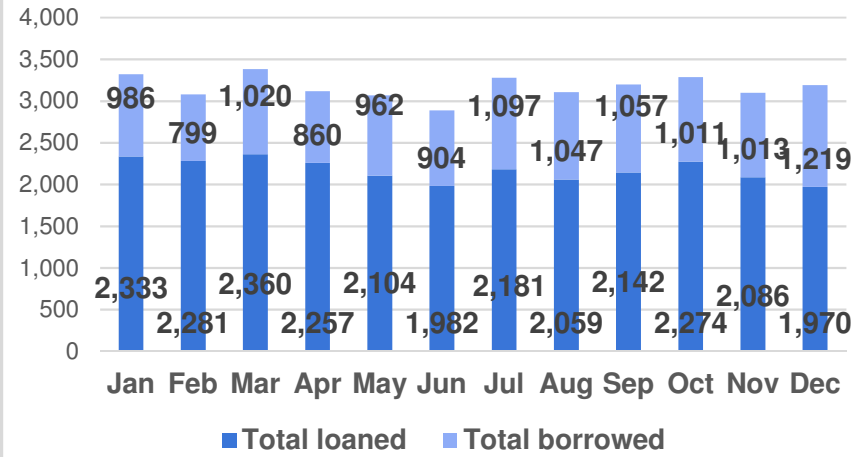
4th Quarter Registered Borrowers



Interlibrary Loan 2024



Interlibrary Loan 2025



LIBRARY PROGRAMMING DEC 2025

KIDS PROGRAMS

8 Programs
450 Attendees

TEEN PROGRAMS

1 Program
10 Attendees

ADULT PROGRAMS

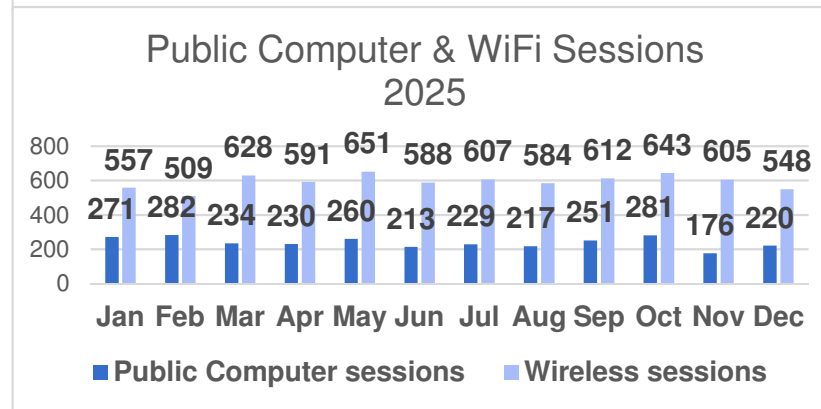
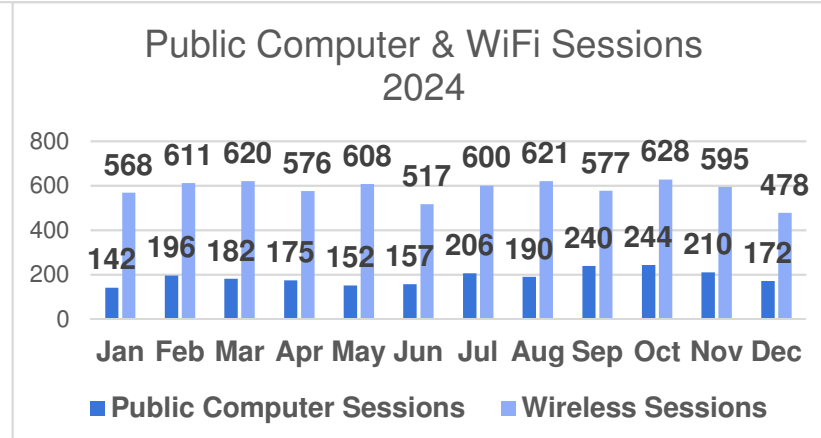
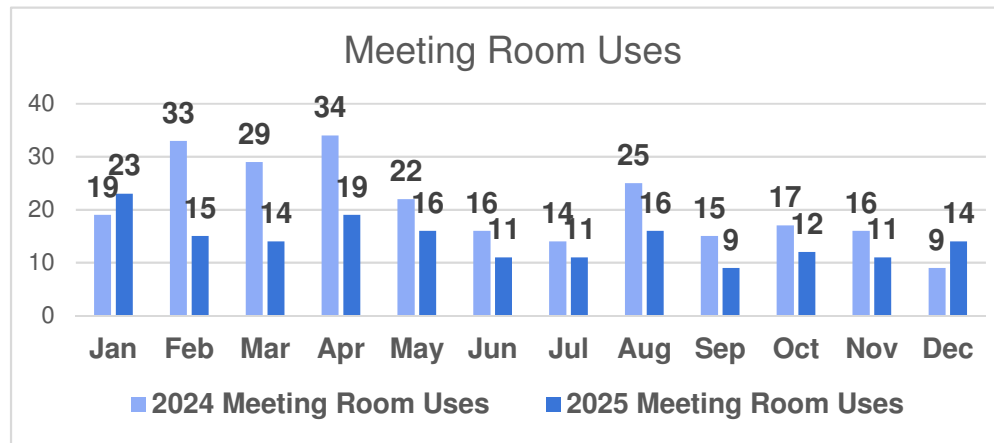
2 Programs
12 Attendees

OUTREACH

6 Programs
127 Attendees

TOTAL PROGRAMS

17 Total Programs
599 Attendees



CLINTONVILLE PUBLIC LIBRARY													month	to date	month										14
2025 MONTHLY ACTIVITIES REPORT													2024	2025	2024	2023	2022	2021	2020	2019	2018	2017	2016	2015	
	Jan	Feb	Mar	Apr	May	Jun	Jul	Aug	Sep	Oct	Nov	Dec	Dec												
Days open	26	23	26	26	25	24	25	25	25	27	22	24	23	298	296	302	285	250	63	301	302	303	304	302	
DOOR COUNT																									
Door count	4,175	3,770	4,356	3,890	3,638	4,071	4,250	3,787	4,027	4,456	3,777	3,237	2,020	47,434	54,892	53,021	41,924	17,094	18,082	80,656	78,764	79,106	84,369	84,469	
Avg per day open	161	164	168	150	146	170	170	151	161	165	172	135	88	159	185	176	147	68	287	268	261	261	278	280	
CIRCULATION																									
Circs	3,688	3,137	3,927	3,117	3,179	4,099	4,229	3,600	3,576	3,414	3,113	2,911	2,880	41,990	43,590	42,867	39,508	26,127	22,410	61,388	68,751	73,866	79,700	78,394	
Renewals	740	794	885	865	870	833	1,149	987	943	980	905	906	908	10,857	9,980	8,252	8,268	6,623	7,526	19,020	20,472	20,325	20,331	19,543	
Subtotal Circulation	4,428	3,931	4,812	3,982	4,049	4,932	5,378	4,587	4,519	4,394	4,018	3,817	3,788	52,847	53,570	51,119	47,776	32,750	29,936	80,408	89,223	94,191	100,031	97,937	
Avg circ per day open	170	171	185	153	162	206	215	183	181	163	183	159	165	177	181	169	168	131	475	267	295	313	329	324	
Overdrive-Audiobook Uses	520	474	461	492	551	482	551	481	585	516	511	501	355	6,125	4,689	4,614	4,869	4,002	3,555	3,171	2,361	1,914	1,641	1,439	
Overdrive-Ebook Uses	320	296	327	285	329	308	301	317	256	273	294	329	321	3,635	3,791	3,747	4,182	3,742	4,355	3,124	2,861	3,136	3,100	2,893	
Overdrive-Magazine Uses	170	136	156	127	135	121	142	133	131	143	103	117	150	1,614	1,324	1,206	509	166	339	378	n/a	n/a	n/a	n/a	
Hoopla	245	265	260	270	271	237	243	250	272	286	304	284	224	3,187	2,516	2,138	1,582	1,313	1,660	1,432	1,124	697	n/a	n/a	
Total Circulation	5,683	5,102	6,016	5,156	5,335	6,080	6,615	5,768	5,763	5,612	5,230	5,048	4,838	67,408	65,890	62,824	58,918	41,973	40,244	88,513	95,569	99,938	104,864	102,269	
INTERLIBRARY LOAN																									
Total loaned	2,333	2,281	2,360	2,257	2,104	1,982	2,181	2,059	2,142	2,274	2,086	1,970	1,810	26,029	25,111	29,086	29,124	24,414	14,565	32,480	33,304	35,627	34,944	29,908	
Total borrowed	986	799	1,020	860	962	904	1,097	1,047	1,057	1,011	1,013	1,219	880	11,975	11,793	11,199	11,087	9,911	8,494	17,913	19,708	21,559	22,876	22,268	
Net	1,347	1,482	1,340	1,397	1,142	1,078	1,084	1,012	1,085	1,263	1,073	751	930	14,054	13,318	17,887	18,037	14,503	6,071	14,567	13,596	14,068	12,068	7,640	
REGISTERED BORROWERS																									
	1st Q	%		2nd Q	%		3rd Q	%		4th Q	%														
Adult	2,241	70%		2,327	71%		2,386	70%		2,441	71%		2,585	2,441	2,585	2,911	2,916	2,988	2,941	3,577	3,807		3,973	4,326	
Juvenile	914	30%		941	29%		983	30%		981	29%		1,150	981	1,150	1,344	1,308	1,358	1,349	1,743	1,873		1,961	2,032	
Total borrowers	3,186			3,298			3,404			3,461			3,769	3,461	3,769	4,301	4,263	4,397	4,342	5,370	5,710		5,963	6,390	
Resident	1,737	55%		1,809	55%		1,853	54%		1,895	55%		2,039	1,895	2,039	2,400	2,299	2,441	2,395	2,851	2,968		3,080	3,218	
Nonresident	1,449	45%		1,489	45%		1,551	46%		1,566	45%		1,730	1,566	1,730	1,901	1,964	1,956	1,947	2,519	2,742		2,883	3,172	
PROGRAMMING																									
Adult programs in library	2	2	4	2	2	1	1	1	4	3	3	2	4	27	27	27	49	55	27	37	25	37	56	30	
Attendance	12	3	88	14	9	6	4	2	54	37	87	12	48	328	260	234	4,411	8,820	1,989	196	129	255	279	181	
Adult outreach programs	1	0	0	1	1	1	1	1	1	1	1	1	2	10	13	0	1	16	5	0	0	0	0	0	
Attendance	15	0	0	17	9	13	24	24	11	9	11	13	25	146	141	0	40	46	218	166	0	0	0	0	
Teen programs in library	3	3	2	2	2	1	1	1	1	1	0	1	2	18	26	22	4	0	30	89	38	12	19	14	
Attendance	36	69	54	40	43	6	13	25	20	11	0	10	26	327	485	331	67	0	1,303	529	282	61	107	86	
Juvenile programs in library	9	8	10	7	6	9	9	6	7	12	8	8	7	99	103	56	31	27	146	383	308	245	248	265	
Attendance	415	564	711	520	494	1,062	744	491	613	1,130	627	450	275	7,821	9,028	3,298	1,068	1,028	10,528	6,803	5,914	5,378	5,742	5,594	
Juvenile outreach programs	1	2	1	1	3	0	0	0	1	1	1	5	0	16	12	13	32	2	22	121	70	65	86	84	
Attendance	32	38	23	36	859	0	0	0	25	27	39	114	0	1,193	1,039	2,263	2,016	303	324	1,988	1,393	985	1,290	1,187	
Total programs	16	15	17	13	14	12	12	9	14	18	13	17	15	170	181	118	117	85	241	635	441	359	409	393	
Total attendance	510	674	876	627	1,414	1,087	785	542	723	1,214	764	599	374	9,815	10,953	6,126	7,602	10,197	14,362	9,682	7,718	6,679	7,418	7,048	
Meeting Rm (not lib prgrms)	23	15	14	19	16	11	11	16	9	12	11	14	9	171	240	190	185	0	157	277	175	154	154	76	
VOLUNTEERS																									
Number	2	2	7	2	3	9	2	2	3	3	3	3	1	41	30	26	20	16	40	45	55	25	1	15	
Hours worked	5.50	8.50	18.25	4.50	7.50	27.00	4.00	3.75	6.50	8.25	7.50	9.00	1.50	110	107	79	56	54	26	125	233.00	162.00	8.00	43.00	
COMPUTER STATS																									
Public Computer sessions	271	282	234	230	260	213	229	217	251	281	176	220	172	2,864	2,266	1,936	1,939	1,043	1,177	5,141	6,273	7,458	7,395	8,541	
Laptop Checkouts	1	0	0	1	1	0	0	0	0	0	0	0	0	3	12	10	9	0	2	29	98	87	114	117	
Wireless sessions	557	509	628	591	651	588	607	584	612	643	605	548	478	7,123	6,999	7,370	5,562	4,072	2,492	6,353	6,630	7,711	7,807	7,147	
Total website page views	1,268	1,842	1,677	1,704	1,190	1,331	1,304	1,238	1,313	1,733	2,655	2,309	1,059	19,564	13,795	16,291	17,267	22,123	19,355	30,272	35,689	38,599	37,431	30,904	
Facebook likes	1,488	1,501	1,520	1,529	1,538	1,560	1,578	1,594	1,605	1,629	1,642	1,653	1,482	1,653	1,482	1,370	1,214	1,067	1,020	959	833	736	650	578	



MEMORANDUM

TO: PFC and Town Reps
FROM: Shane Krueger, Fire Chief
RE: Supplement to PFC –Activity Report
January 2026 (December 2025 and Year End 2025)

(1) - Monthly Report

Please see attached report that summarizes the months calls for December 2025

(2) Department Activity

The FD conducted certified training on Stop the Bleed, as part of RTF “active killer”.

(3) See attached reports including full year data for 2025. This will be summarized in a later report. Highlights to point out:

- A. Highest call volume year on record (compares last 5 years)
- B. Compares growing EMR response in last 5 years
- C. Incident Type (Year Total)



50 10th Street, Clintonville, WI 54929

Phone: 715-823-3750

Breakdown by Incident Type

Report Period: 12/1/2025 - 12/31/2025 11:59:59 PM

Incident Type	Incidents	Exposures
311 Medical assist, assist EMS crew	5	0
611 Dispatched & canceled en route	4	0
745 Alarm system activation, no fire - unintentional	2	0
324 Motor vehicle accident with no injuries.	2	0
411 Gasoline or other flammable liquid spill	1	0
412 Gas leak (natural gas or LPG)	1	0
422 Chemical spill or leak	1	0
462 Aircraft standby	1	0
321 EMS call, excluding vehicle accident with injury	1	0
322 Motor vehicle accident with injuries	1	0
111 Building fire	1	0
114 Chimney or flue fire, confined to chimney or flue	1	0
132 Road freight or transport vehicle fire	1	0

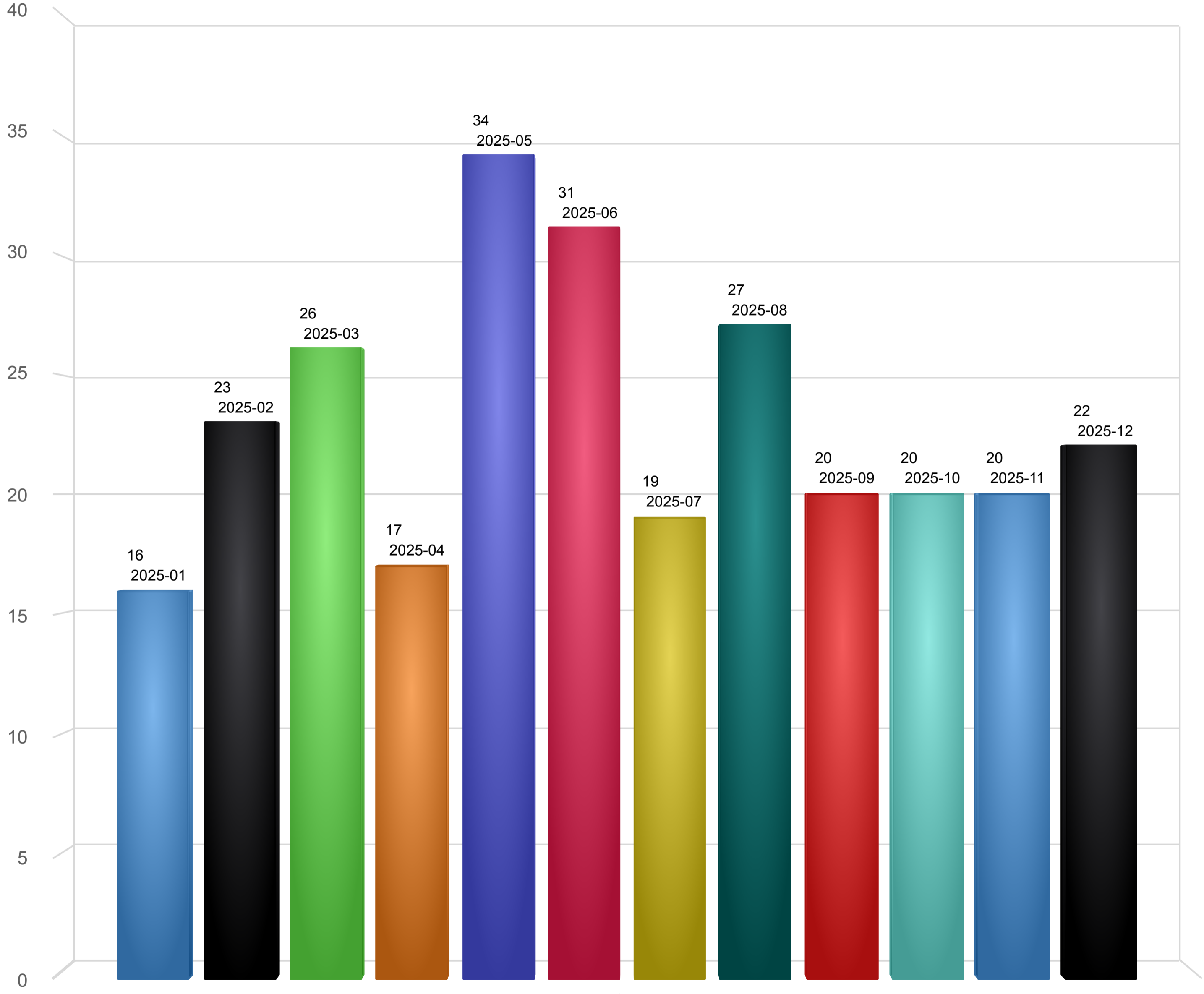
	Incidents	Exposures
Total	22	0

Incident #	Date	Full Incident Address	Call Type	Call Location	Revenue & Billing	Contract Call
250000274	12/1/2025	202 Lakeside DR Clintonville	E = EMS	City Call	No Bill	No
250000275	12/1/2025	400 7th St Clintonville	V = Vehicle	City Call	Shared Revenue (Vehicles)	No
250000276	12/1/2025	38 N Main St Clintonville	E = EMS	City Call	No Bill	No
250000277	12/3/2025	KNAPP Ct / RIVER RD Clintonville	V = Vehicle	Township - Larrabee	Shared Revenue (Vehicles)	No
250000278	12/3/2025	12 W Madison St Clintonville	V = Vehicle	City Call	Shared Revenue (Vehicles)	No
250000279	12/4/2025	10798 Hwy 156 Clintonville	V = Vehicle	Township - Matteson	Shared Revenue (Vehicles)	No
250000280	12/5/2025	76 Paulina St Clintonville	E = EMS	City Call	No Bill	No
250000281	12/8/2025	123 8th St Clintonville	OT = Other Type of Incident	City Call	City Billing	Yes
250000282	12/9/2025	160 N 12th St Clintonville	E = EMS	City Call	No Bill	No
250000283	12/12/2025	78 10th St Clintonville	E = EMS	City Call	No Bill	No
250000284	12/15/2025	85 Rohrer ST Clintonville	E = EMS	City Call	No Bill	No
250000285	12/15/2025	10 5th St Clintonville	NG = Gas Leak or Evac	City Call	City Billing	Yes
250000286	12/17/2025	76 W Green Tree Rd Clintonville	M = Mutual Aid	City Call	No Bill	No
250000287	12/18/2025	330 Harriet St Clintonville	S = Service/Structure	City Call	City Billing	Yes
250000288	12/18/2025	Elmdale Rd / HWY 45 Clintonville	M = Mutual Aid	Township - Bear Creek	No Bill	No
250000289	12/19/2025	24 20th ST Clintonville	S = Service/Structure	City Call	City Billing	Yes
250000290	12/19/2025	92 Brix ST Clintonville	E = EMS	City Call	No Bill	No
250000291	12/21/2025	10928 Schweitzer RD Clintonville	S = Service/Structure	Township - Larrabee	Memo Bill (Townships)	Yes
250000293	12/22/2025	8th St / WEST ST Clintonville	V = Vehicle	City Call	Shared Revenue (Vehicles)	No
250000294	12/23/2025	E7254 CTY HWY S Marion	M = Mutual Aid	Mutual Aid - Outside of Area	No Bill	No
250000295	12/23/2025	170 N Clinton Ave Clintonville	M = Mutual Aid	City Call	No Bill	No
250000296	12/23/2025	170 N Clinton Ave Clintonville	E = EMS	City Call	No Bill	No

Incidents by Months

01/01/2025-12/31/2025

- 2025-01
- 2025-02
- 2025-03
- 2025-04
- 2025-05
- 2025-06
- 2025-07
- 2025-08
- 2025-09
- 2025-10
- 2025-11
- 2025-12



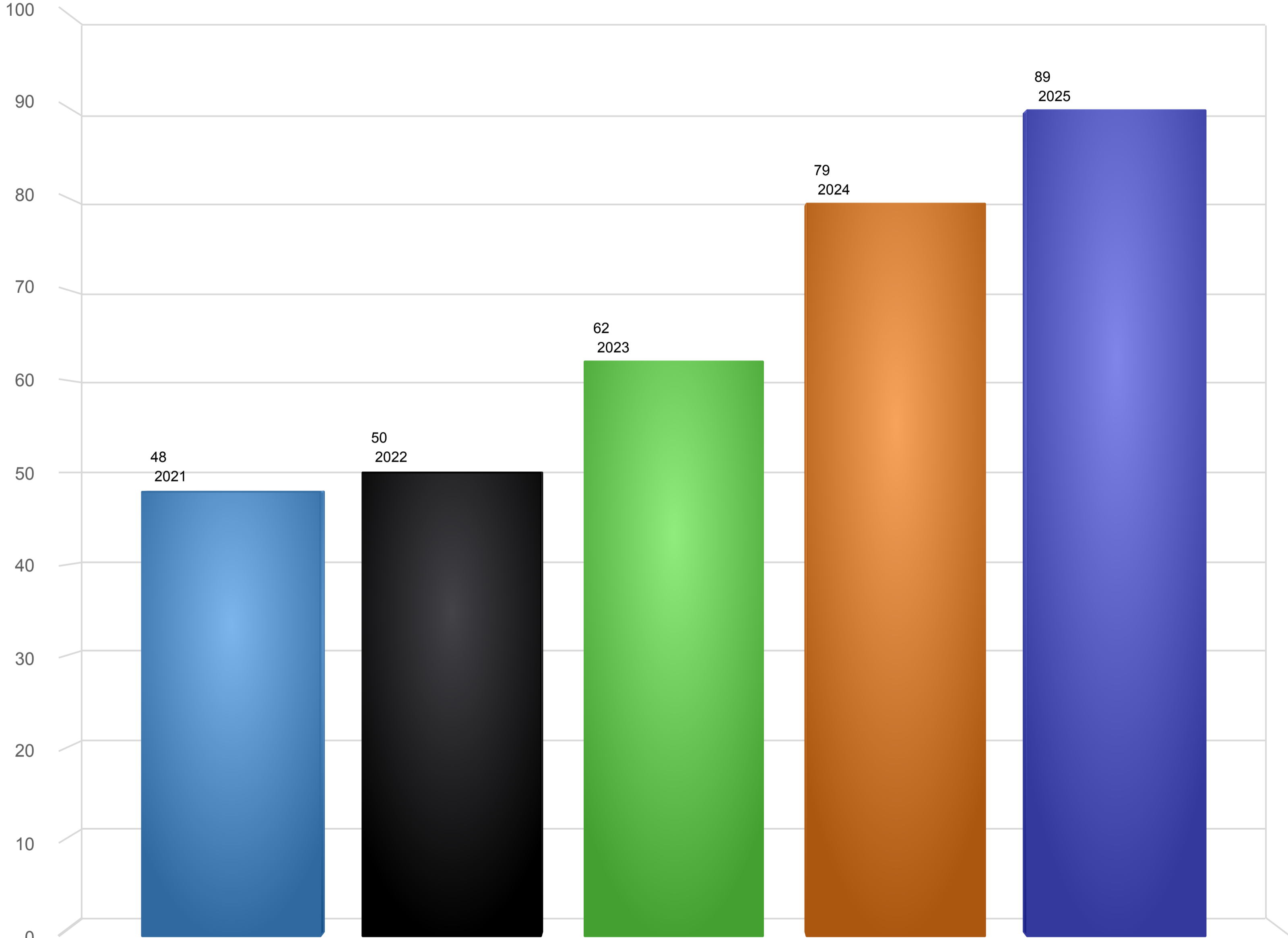
Incident Count

Total of Month: 275

Year to Year Comparison

01/05/2021-01/05/2026

- 2021
- 2022
- 2023
- 2024
- 2025



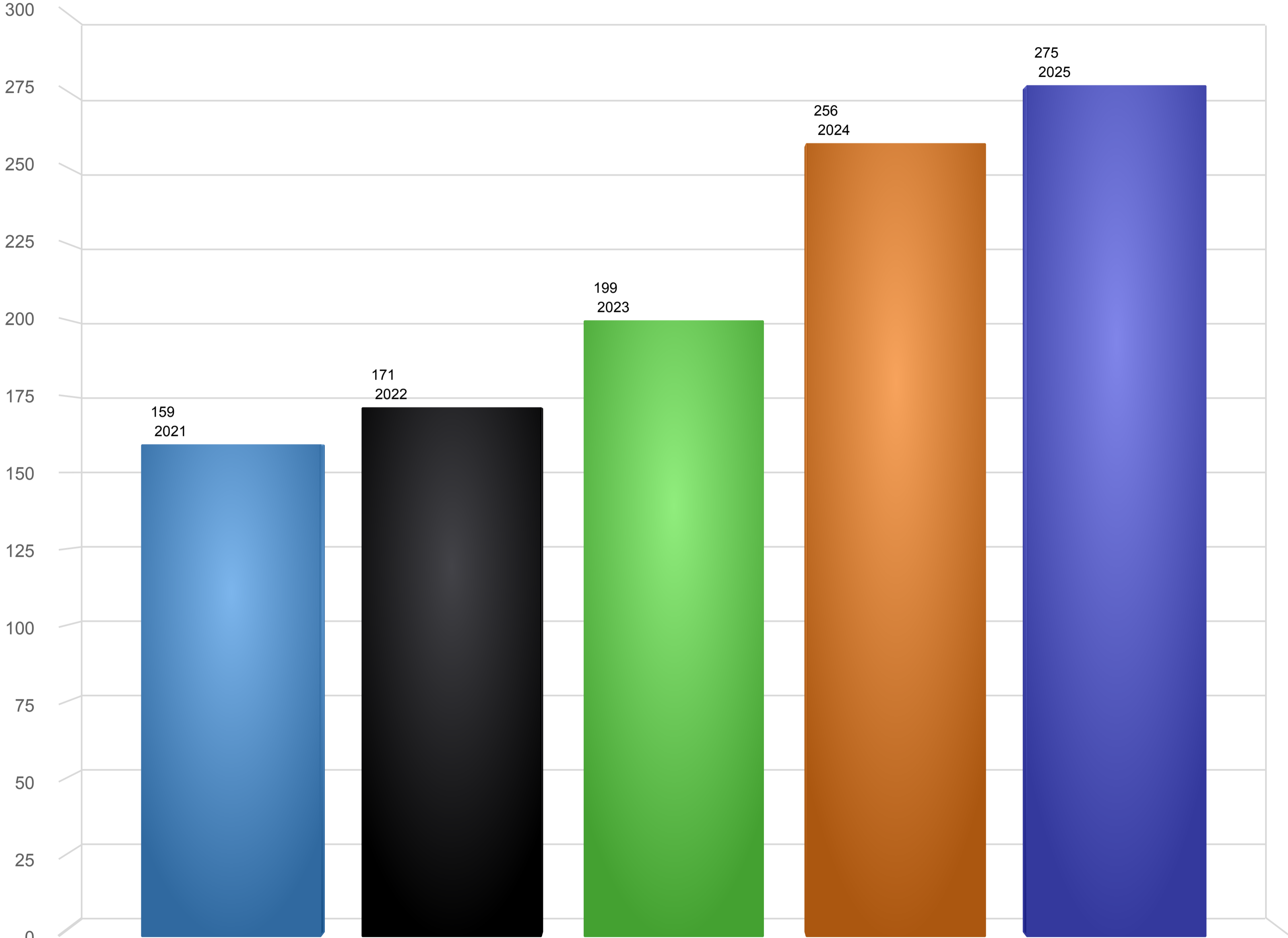
Incident

Total of Year: 328

Year to Year Comparison

01/05/2021-01/05/2026

- 2021
- 2022
- 2023
- 2024
- 2025
- 2026



Incident

Total of Year: 1,060